

Office of Government Development and Diné Policy Institute conducted an exit poll survey at the Navajo Nation Presidential Forum. The forum occurred at Twin Arrows Casino on July 27, 2018. 500 surveys were distributed and 452 surveys were returned. Below are the results of that survey.

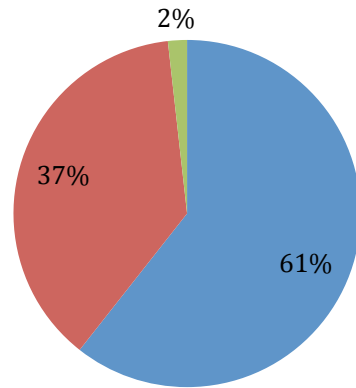
- Graph 1.1 shows that **61%** of the poll participants identified as *female*, **37%** identified as *male*, and **2%** marked N/A.
- Graph 1.2 shows **39** of the participants were between the ages of *18-29*, **68** were *30-44*, **128** were *45-59*, **213** were *over 60*, and **4** put N/A.
- Graph 1.3 shows **2** participants would vote for *Benny Bahe*, **8** participants would vote for *President Russell Begay*, **165** would vote for *Tom Chee*, **75** would vote for *Vice President Jonathan Nez*, **17** would vote for *Calvin Lee Jr.*, **36** would vote for *Joe Shirley Jr.*, **5** would vote *Vincent H. Yazzie*, **9** would vote for *Rex Lee Jim*, **5** would vote for *Norman Patrick Brown*, **3** would vote for *Trudie Jackson*, **6** would vote for *Shawn Redd*, **10** would vote for *Alton Joe Sheppard*, **37** would vote for *Emily Ellison*, **4** would vote for *Tom Tso*, **no votes** for *Kevin Cody*, **17** would vote for *Hope Macdonald Lonetree*, **no votes** for *Nick X. Taylor*, **7** would vote for *Dineh Benally*, **39** did not put a response, and **7** were *undecided*.
- Graph 1.4 shows that **95%** of the participants were registered to vote with the Navajo Nation and **5%** were not registered to vote.

- Graph 1.5 shows that **84%** of the participants voted in the last presidential election, **15%** did not vote in the last presidential election, and **1%** did not respond.
- Graph 1.6 shows that **68%** of the participants aligned with the *Democratic Party*, **15%** aligned with the *Republican Party*, **7%** aligned with the *Independent*, **8%** marked *other*, and **2%** did not respond.

The Twin Arrows Forum shows that many of the participants were female. 47% of the participants were over 60. Tom Chee received 36% was picked followed by Jonathan Nez with 16%, and Emily Ellison with 8%. Tom Chee is from the Leupp community, which was within driving distance of the casino. Many Tom Chee supporters showed up to the forum and they were able to cast their vote in our survey. It is expected that each community have a candidate that they support overwhelming. 95% of the participants were registered to vote and 85% voted in the last election. Many of the participants felt they aligned with the Democratic Party.

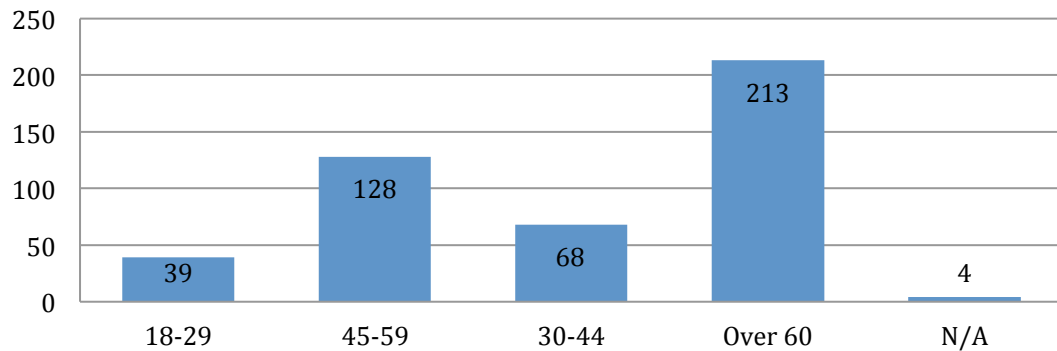
Gender of Participants

Female Male N/A



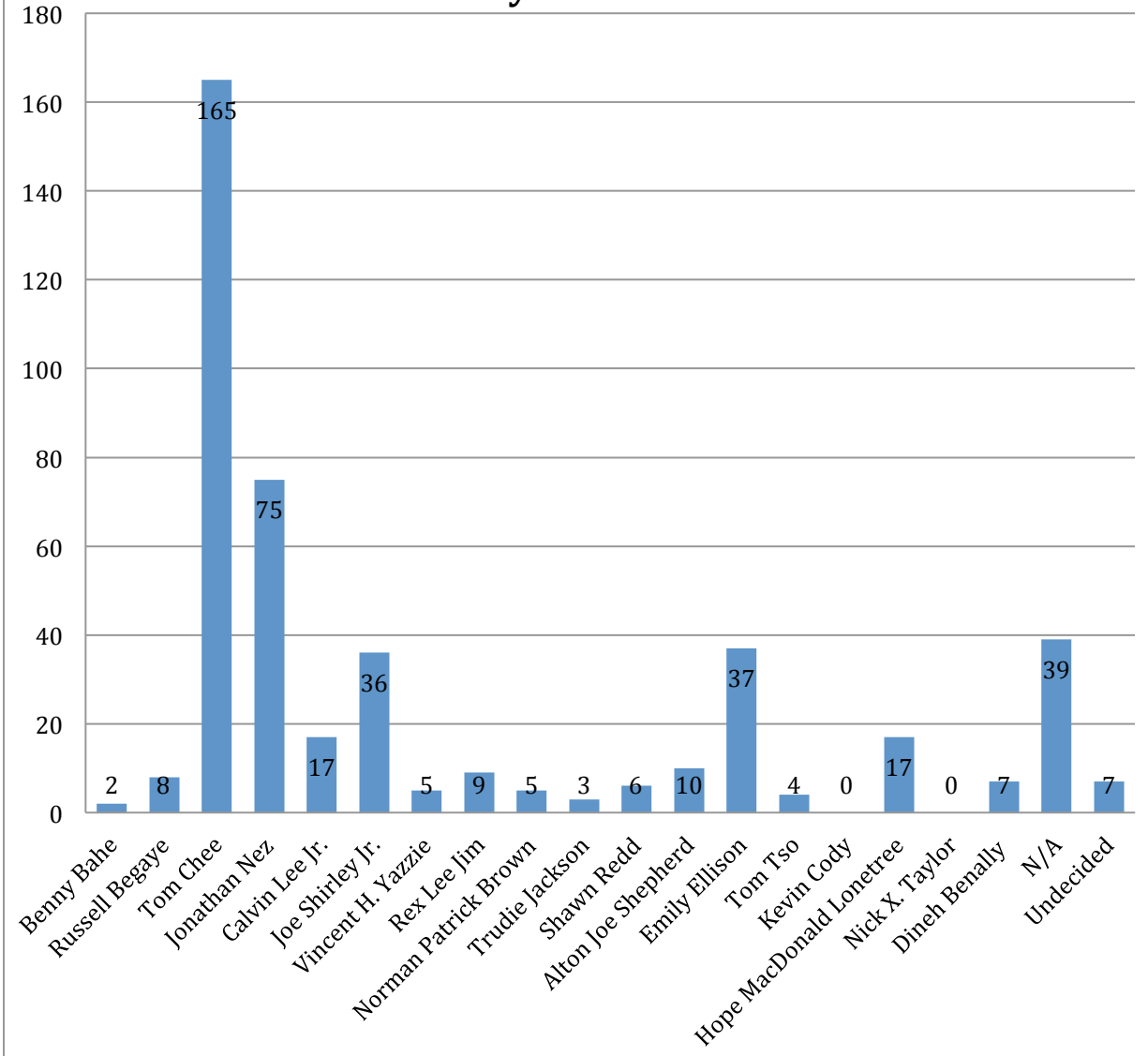
Graph 1.1 Genders of Participants

AGE RANGE OF PARTICIPANTS



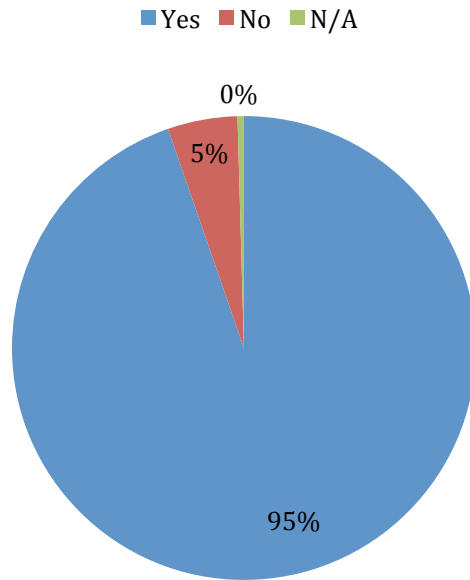
Graph 1.2 Age ranges of participants

If the election were held tomorrow, which Navajo Nation Presidential Candidates would you most likely vote for?



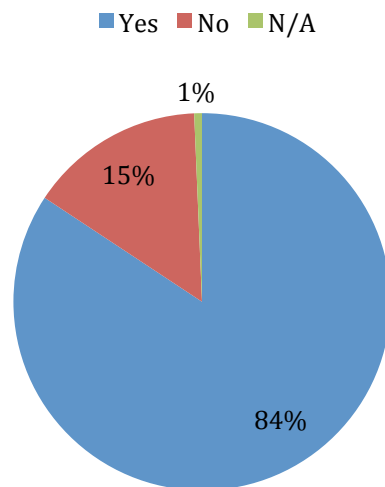
Graph 1.3 Presidential Candidate Selections

Are you currently registered to vote with the Navajo Nation?



Graph 1.4 Registered Voter Participants

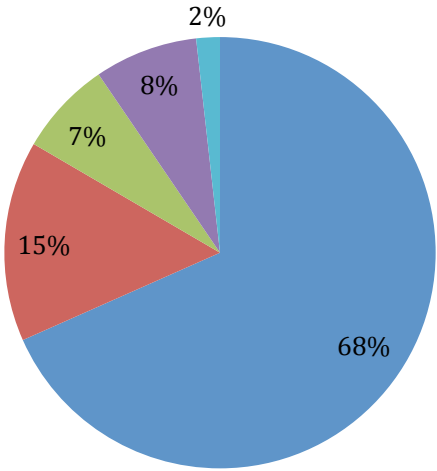
Did you vote in the last Navajo Nation Presidential Election?



Graph 1.5 Participants who voted in last election

What political party do you most align with?

■ Democrat ■ Republican ■ Independent ■ Other ■ N/A



Graph 1.6 Political Party Affiliations