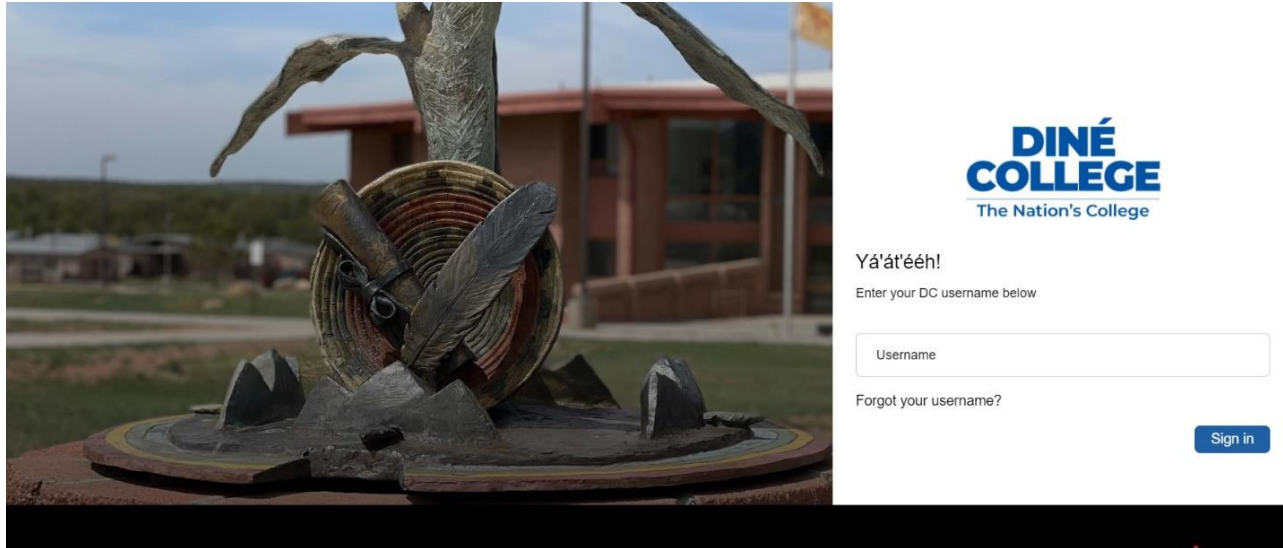
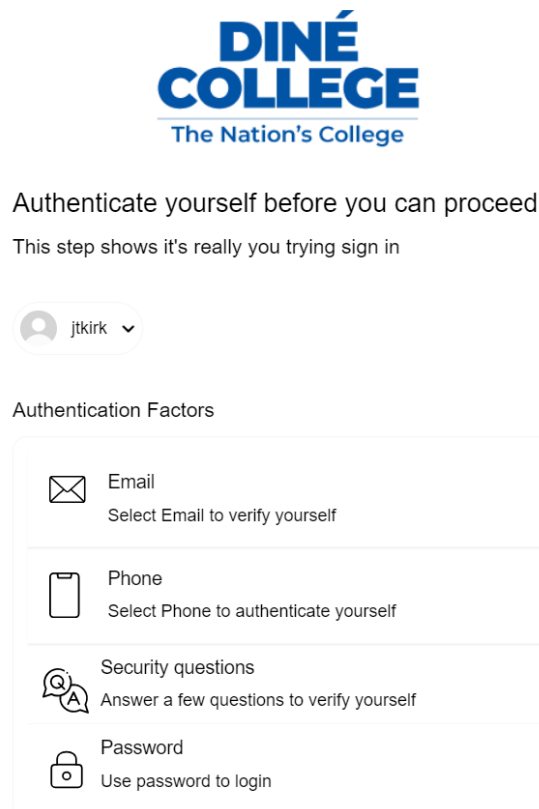


New Password-Less sign-on screen instructions

1. Log into MyDCPortal. Link: <https://my.dinecollege.edu/> . Highly recommend to use **Chrome, Firefox, or Safari browser**. There are some known issues with Microsoft Edge browser related to this technology product.




2. It will prompt you with the below screen to choose one of the authentication methods (Email, Phone, or Security Questions).



New Password-Less sign-on screen instructions


- a. If **Email** is selected, you can either use your college email address or your personal email address, if on file. It will send you a verification code to the selected email address. Once you receive the code, enter it in the code field as shown below and click on *Submit*.

 **Email**
Select Email to verify yourself


Dine College Email Address
**kirk@*inecollege.edu

Personal Email Address
***on_singh@*uicklaunchsso.com

Once you receive the code, enter it in the code field as shown below and click on *Submit*. **Please be sure to check your junk/spam folder for the email.**

 **Email security verification**
This is to ensure that only you can access your account


Please verify your email address (**kirk@*inecollege.edu) by entering the security code which is sent to your email address



You can re-send new verification code after 53 seconds

Use secondary email address

- b. If you select Phone option, it will send you a verification code to the selected mobile phone.

 **Phone**
Select Phone to authenticate yourself

Primary Cellphone Number
*****82783

New Password-Less sign-on screen instructions

Once you receive the code, enter it in the code field as shown below and click on *Submit*.



Phone verification

This is to ensure that only you can access your account

Please verify your phone number (*****82783) by entering the security code which is sent to your phone



You can re-send new verification code after 32 seconds


Submit

- c. If you select the security questions, you will need to enter in 2/4 answers for your selected questions. Below is an example of one of the questions you will encounter. **This will depend on what questions you have setup.**



Security questions

You can recover your password using your security questions

What is your favorite food? 

Your answer here

navajo burger



Next >

If you do not have security questions set up, you will need to set them up in your Account Recovery Settings. (We recommend that you write down and save your Security Questions somewhere you can access them.)