



FALL 2020

GRADUATE EXIT SURVEY

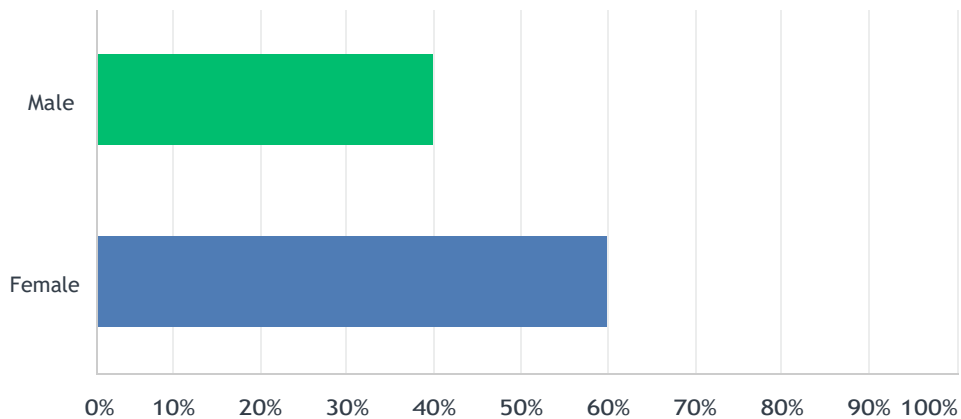


NITSÁHÁKEES • NAHAT'Á • IINÁ • SIIHASIN

Creating a Cultural Experience

Gender:

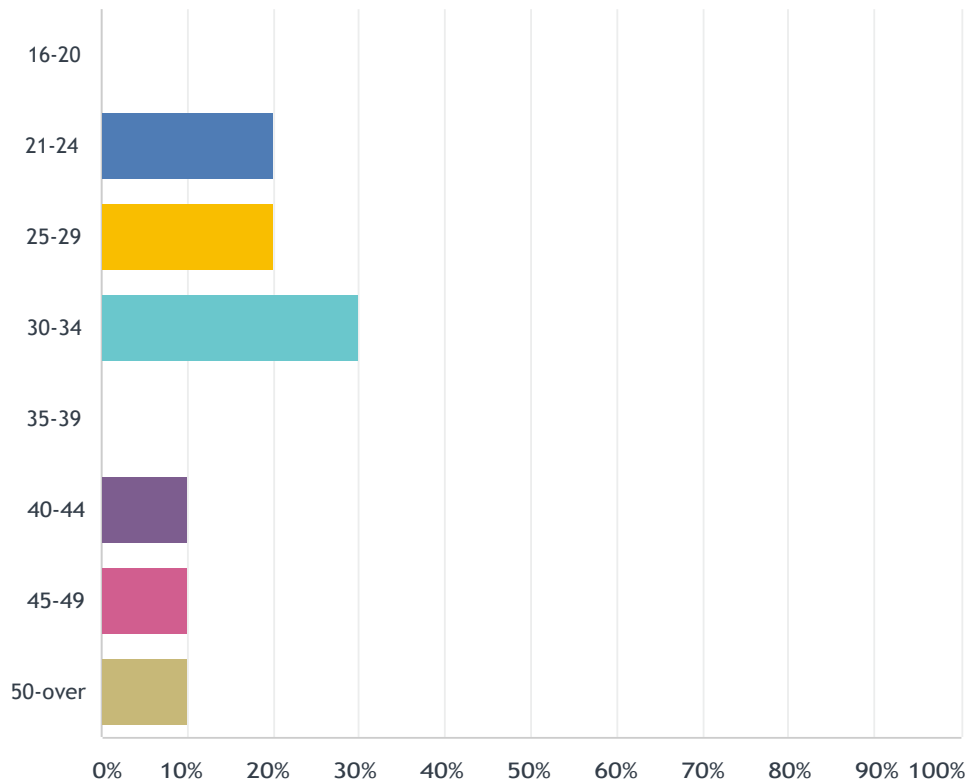
Answered: 10 Skipped: 0



ANSWER CHOICES	RESPONSES
Male	40.00% 4
Female	60.00% 6
TOTAL	10

Age Group:

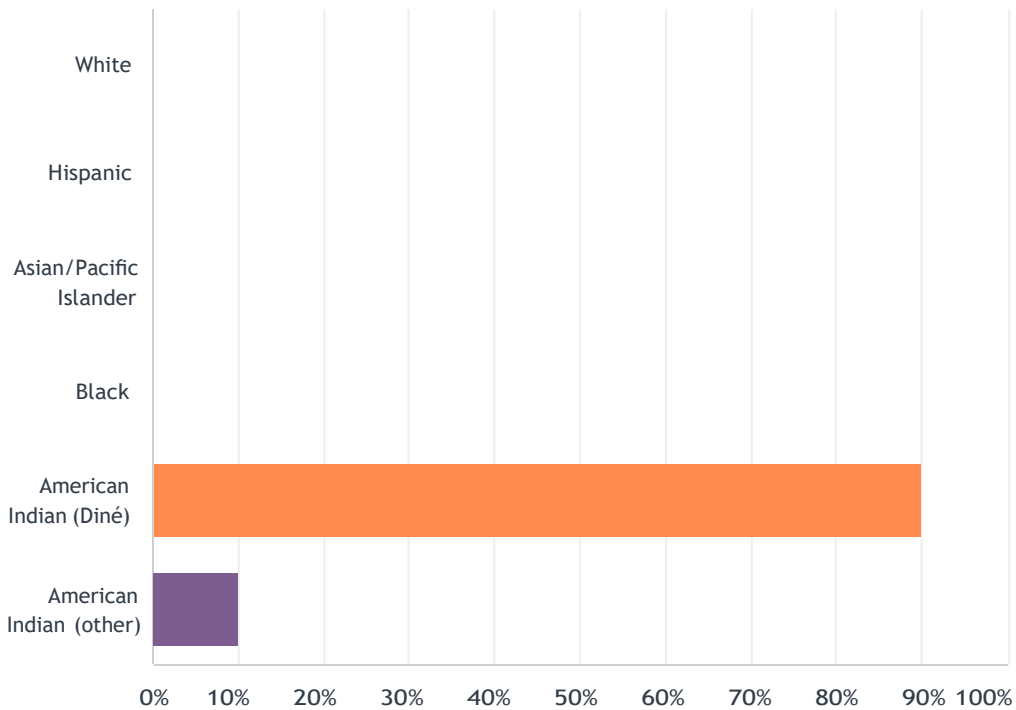
Answered: 10 Skipped: 0



ANSWER CHOICES	RESPONSES	
16-20	0.00%	0
21-24	20.00%	2
25-29	20.00%	2
30-34	30.00%	3
35-39	0.00%	0
40-44	10.00%	1
45-49	10.00%	1
50-over	10.00%	1
TOTAL		10

Ethnicity:

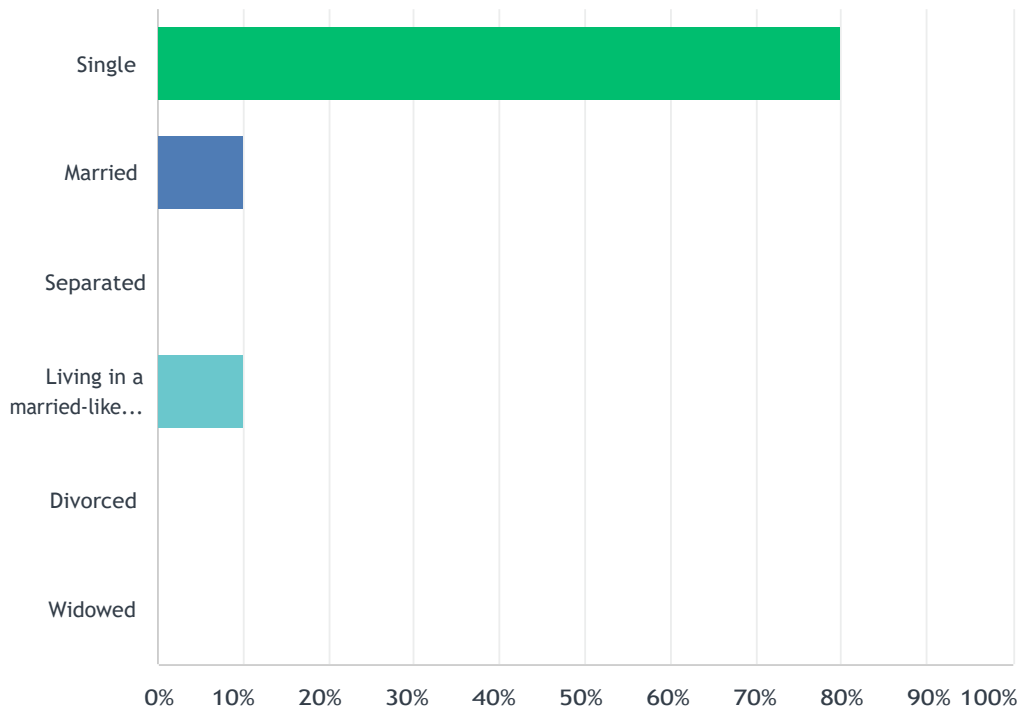
Answered: 10 Skipped: 0



ANSWER CHOICES	RESPONSES
White	0.00% 0
Hispanic	0.00% 0
Asian/Pacific Islander	0.00% 0
Black	0.00% 0
American Indian (Diné)	90.00% 9
American Indian (other)	10.00% 1
TOTAL	10

Marital Status

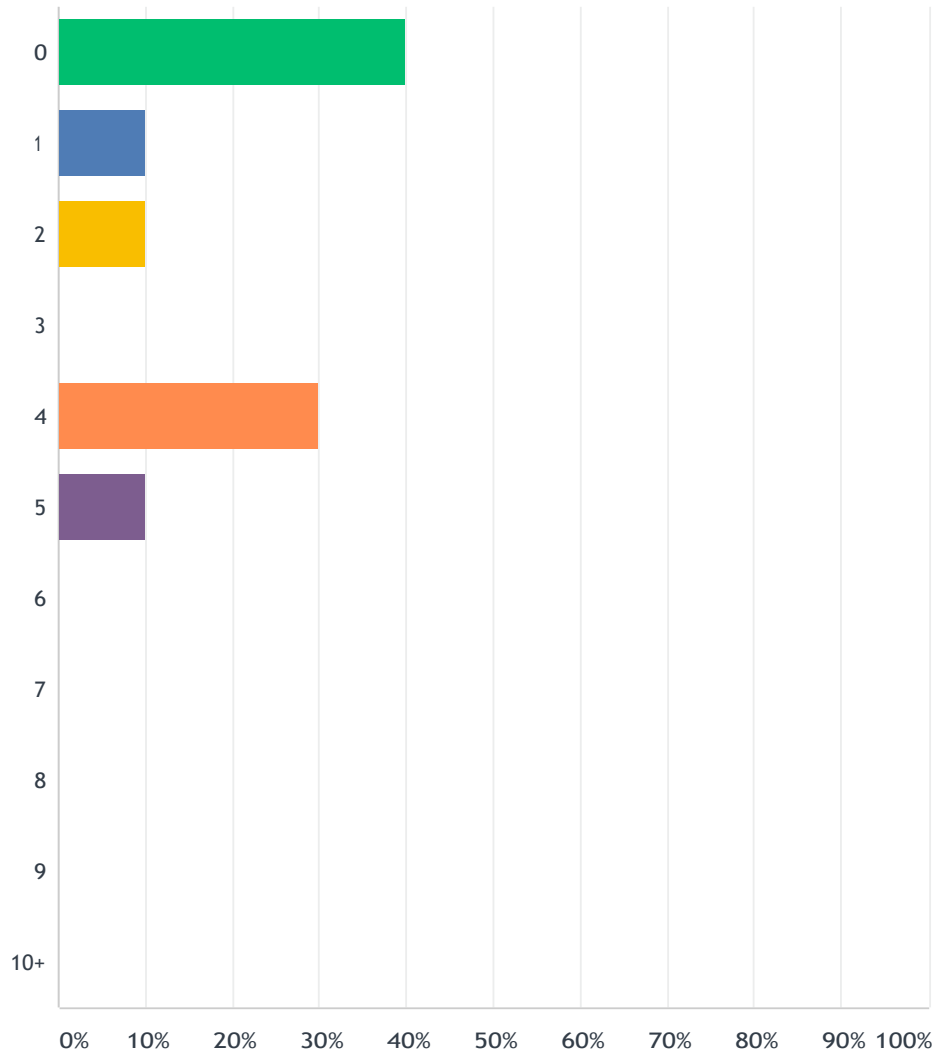
Answered: 10 Skipped: 0



ANSWER CHOICES	RESPONSES	
Single	80.00%	8
Married	10.00%	1
Separated	0.00%	0
Living in a married-like relationship	10.00%	1
Divorced	0.00%	0
Widowed	0.00%	0
TOTAL		10

Number of Dependent children

Answered: 10 Skipped: 0

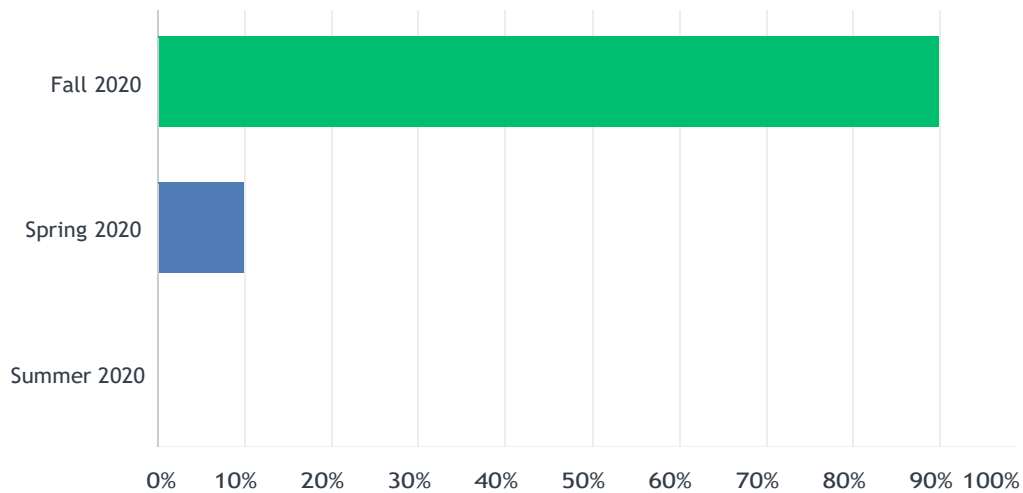


Diné College - Fall 2020 Graduate Exit Survey

ANSWER CHOICES	RESPONSES	
0	40.00%	4
1	10.00%	1
2	10.00%	1
3	0.00%	0
4	30.00%	3
5	10.00%	1
6	0.00%	0
7	0.00%	0
8	0.00%	0
9	0.00%	0
10+	0.00%	0
TOTAL		10

Term of Degree Completion:

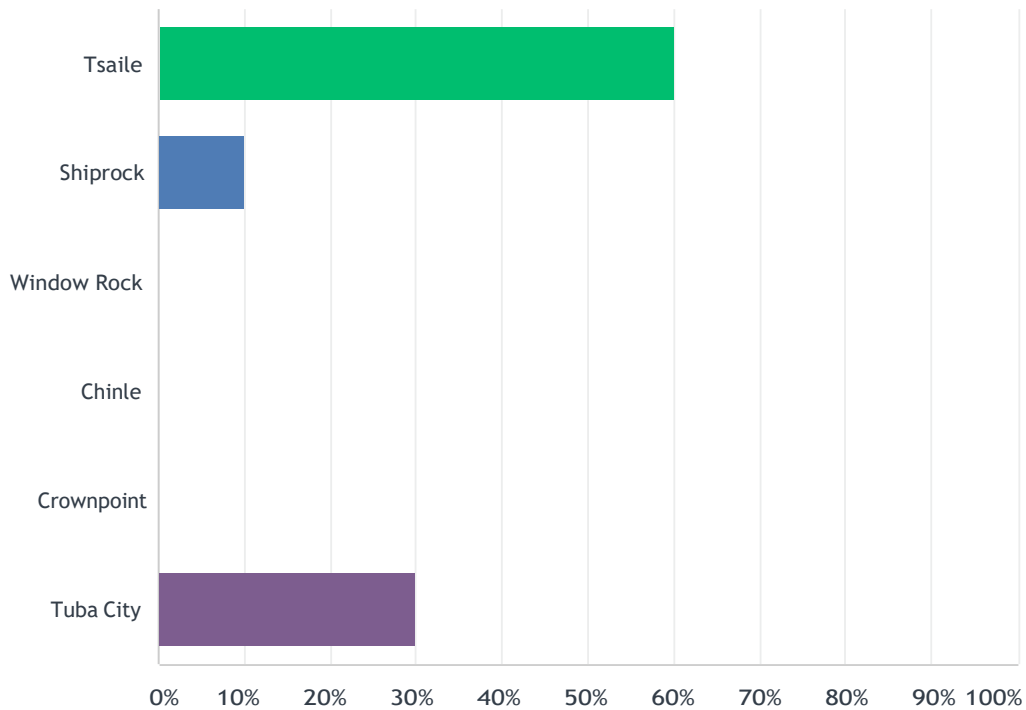
Answered: 10 Skipped: 0



ANSWER CHOICES	RESPONSES
Fall 2020	90.00% 9
Spring 2020	10.00% 1
Summer 2020	0.00% 0
TOTAL	10

Which campus/center did you take classes most often?

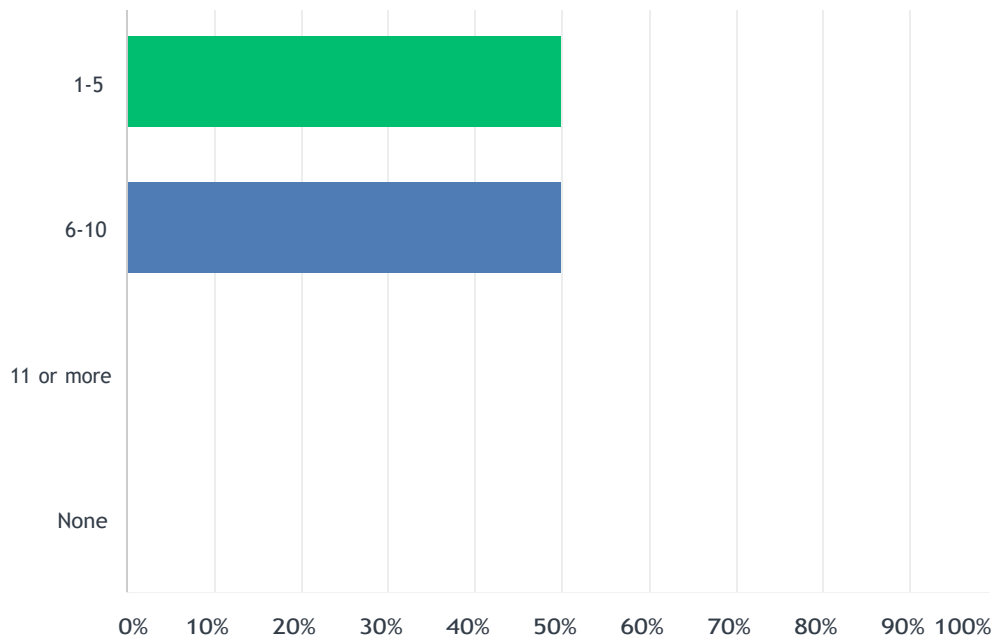
Answered: 10 Skipped: 0



ANSWER CHOICES	RESPONSES	
Tsaile	60.00%	6
Shiprock	10.00%	1
Window Rock	0.00%	0
Chinle	0.00%	0
Crownpoint	0.00%	0
Tuba City	30.00%	3
TOTAL		10

How many courses did you take online via internet?

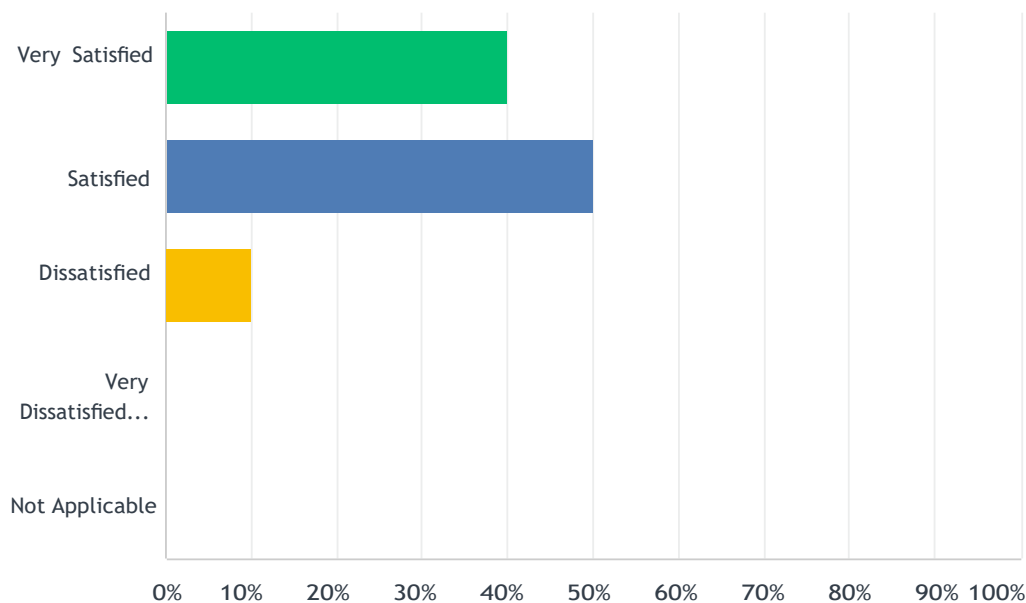
Answered: 10 Skipped: 0



ANSWER CHOICES	RESPONSES	
1-5	50.00%	5
6-10	50.00%	5
11 or more	0.00%	0
None	0.00%	0
TOTAL		10

How satisfied were you with the online classes you enrolled in at Diné College?

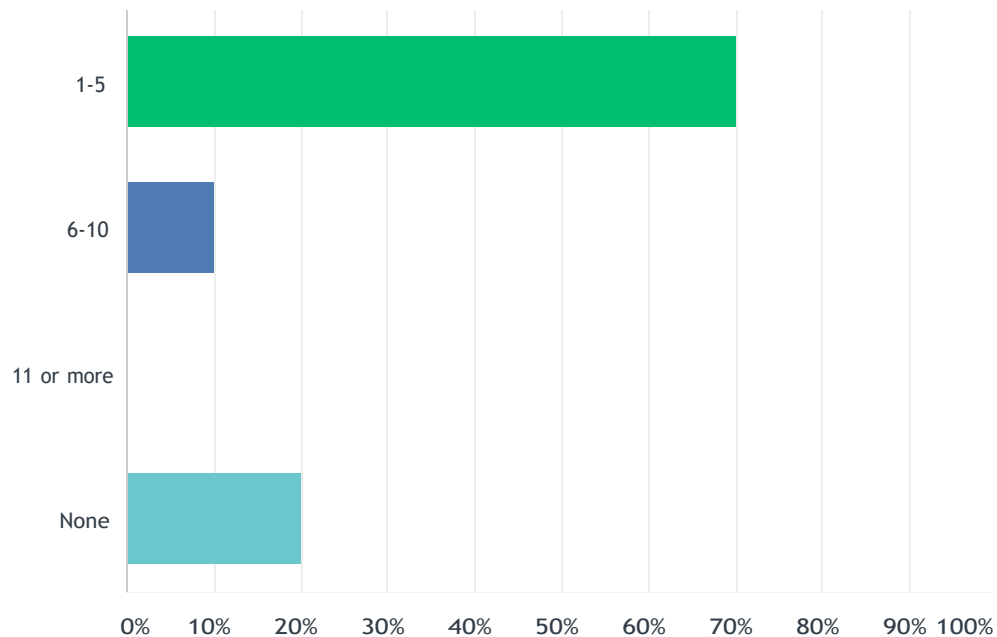
Answered: 10 Skipped: 0



ANSWER CHOICES	RESPONSES	
Very Satisfied (4)	40.00%	4
Satisfied (3)	50.00%	5
Dissatisfied (2)	10.00%	1
Very Dissatisfied (1)	0.00%	0
Not Applicable	0.00%	0
TOTAL		10

How many courses did you take online via ITV?

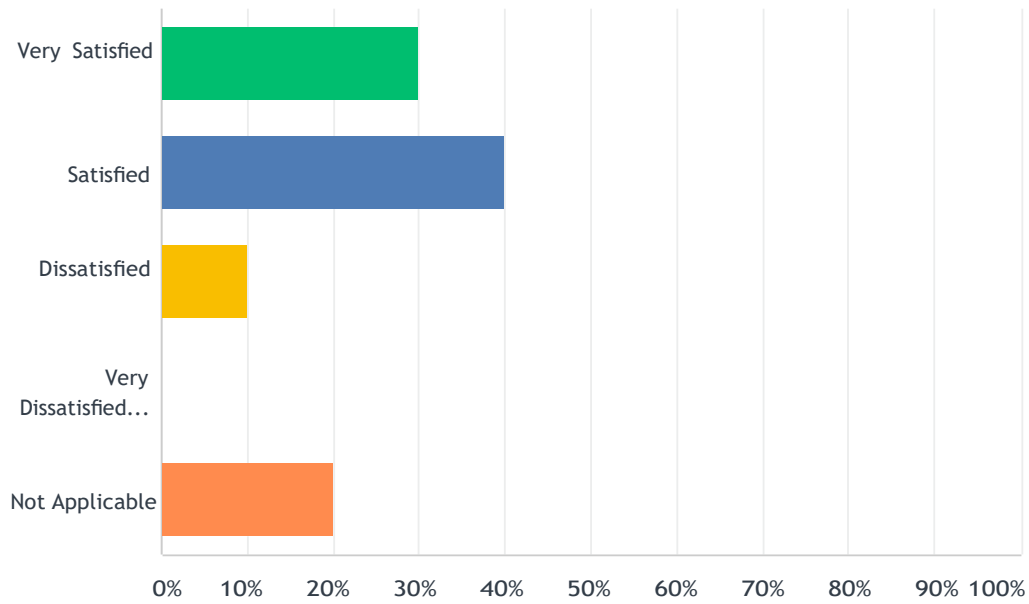
Answered: 10 Skipped: 0



ANSWER CHOICES	RESPONSES	
1-5	70.00%	7
6-10	10.00%	1
11 or more	0.00%	0
None	20.00%	2
TOTAL		10

How satisfied were you with the ITV classes you enrolled in at Diné College?

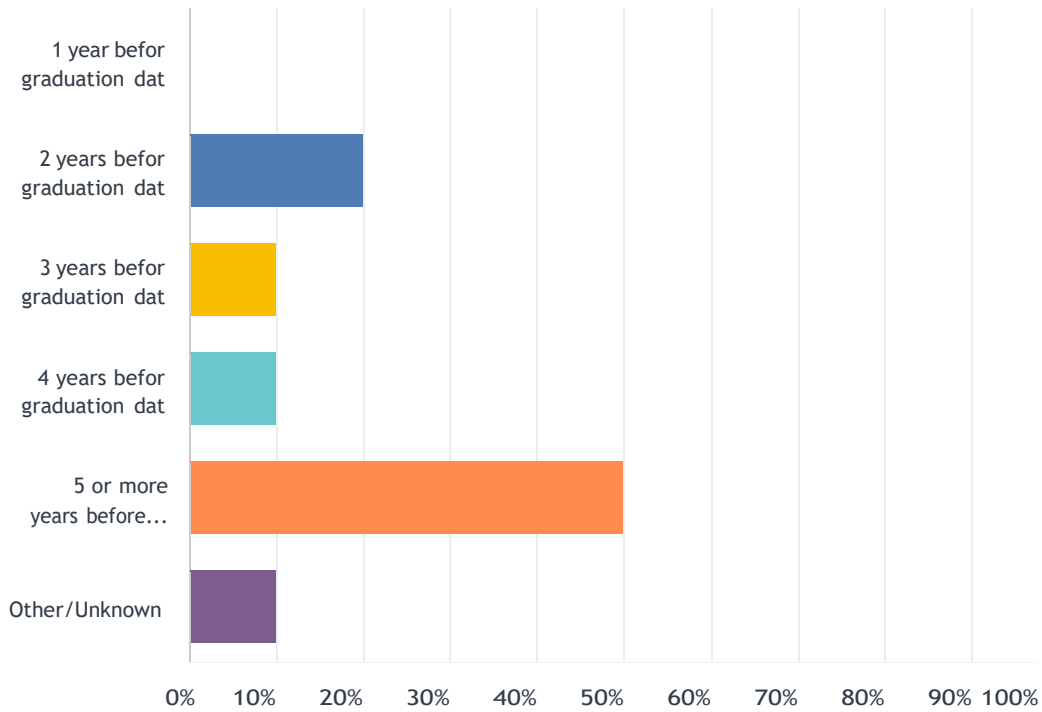
Answered: 10 Skipped: 0



ANSWER CHOICES	RESPONSES	
Very Satisfied (4)	30.00%	3
Satisfied (3)	40.00%	4
Dissatisfied (2)	10.00%	1
Very Dissatisfied (1)	0.00%	0
Not Applicable	20.00%	2
TOTAL		10

When did you begin academic work on your degree program?

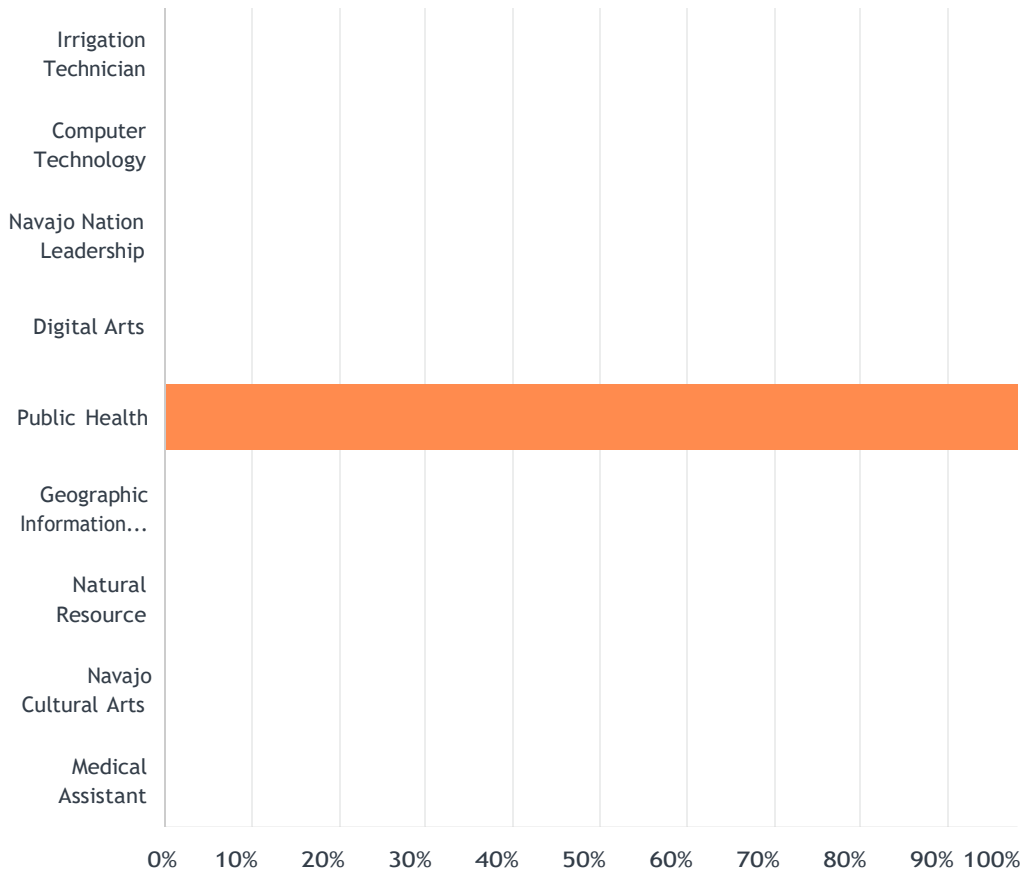
Answered: 10 Skipped: 0



ANSWER CHOICES	RESPONSES	
1 year before graduation date	0.00%	0
2 years before graduation date	20.00%	2
3 years before graduation date	10.00%	1
4 years before graduation date	10.00%	1
5 or more years before graduation date	50.00%	5
Other/Unknown	10.00%	1
TOTAL		10

Please select the specific Certificate(s) you will be graduating with(check all that apply, if any):

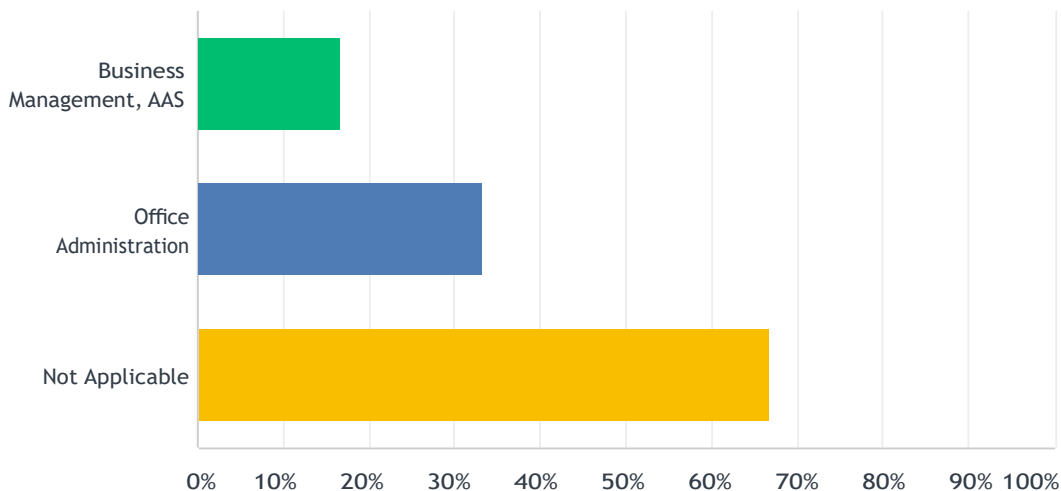
Answered: 1 Skipped: 9



ANSWER CHOICES	RESPONSES	
Irrigation Technician	0.00%	0
Computer Technology	0.00%	0
Navajo Nation Leadership	0.00%	0
Digital Arts	0.00%	0
Public Health	100.00%	1
Geographic Information Systems	0.00%	0
Natural Resource	0.00%	0
Navajo Cultural Arts	0.00%	0
Medical Assistant	0.00%	0
Total Respondents: 1		

Please select the specific Associate of Applied Science Degree(s) you will be graduating with (check all that apply, if any):

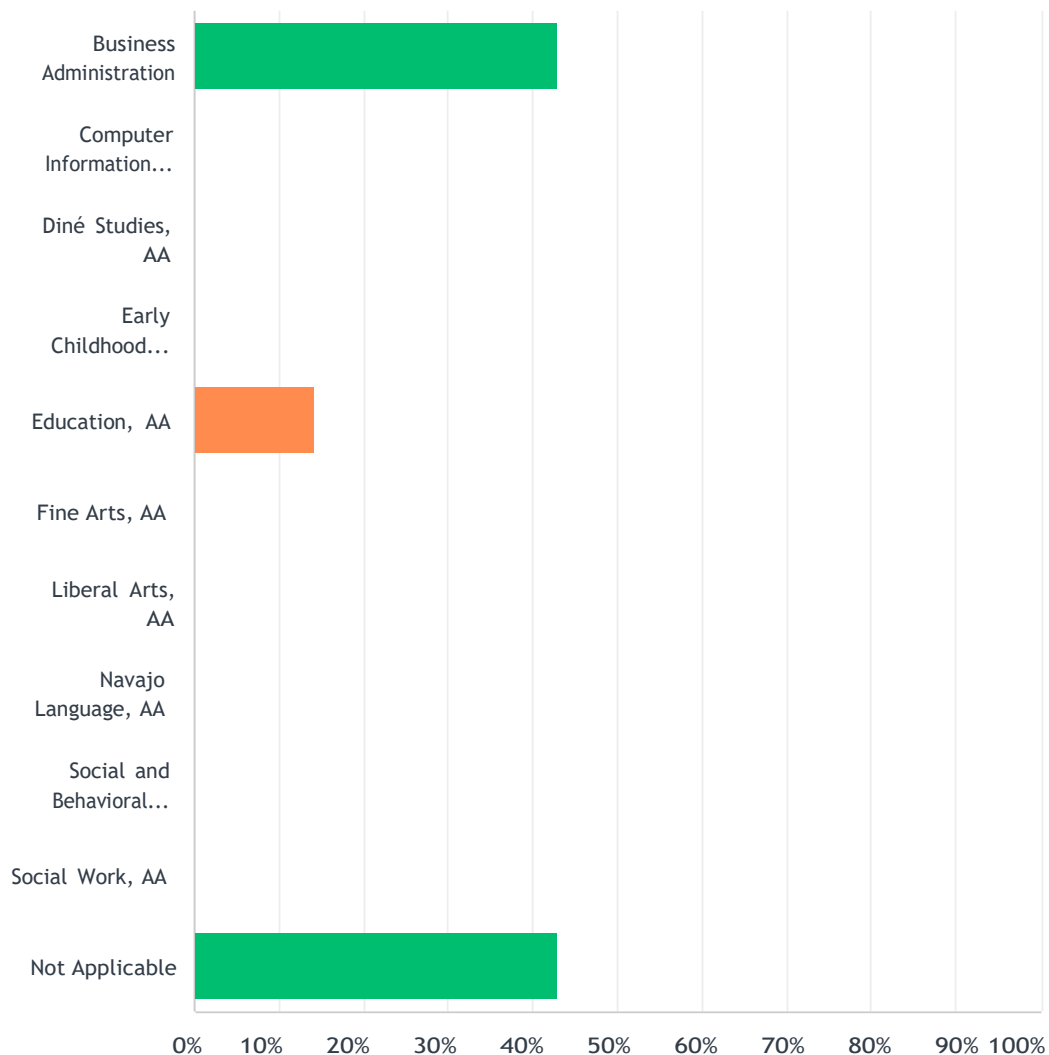
Answered: 6 Skipped: 4



ANSWER CHOICES	RESPONSES	
Business Management, AAS	16.67%	1
Office Administration, AAS	33.33%	2
Not Applicable	66.67%	4
Total Respondents: 6		

Please select the specific Associate of Arts Degree(s) you will be graduating with (check all that apply):

Answered: 7 Skipped: 3

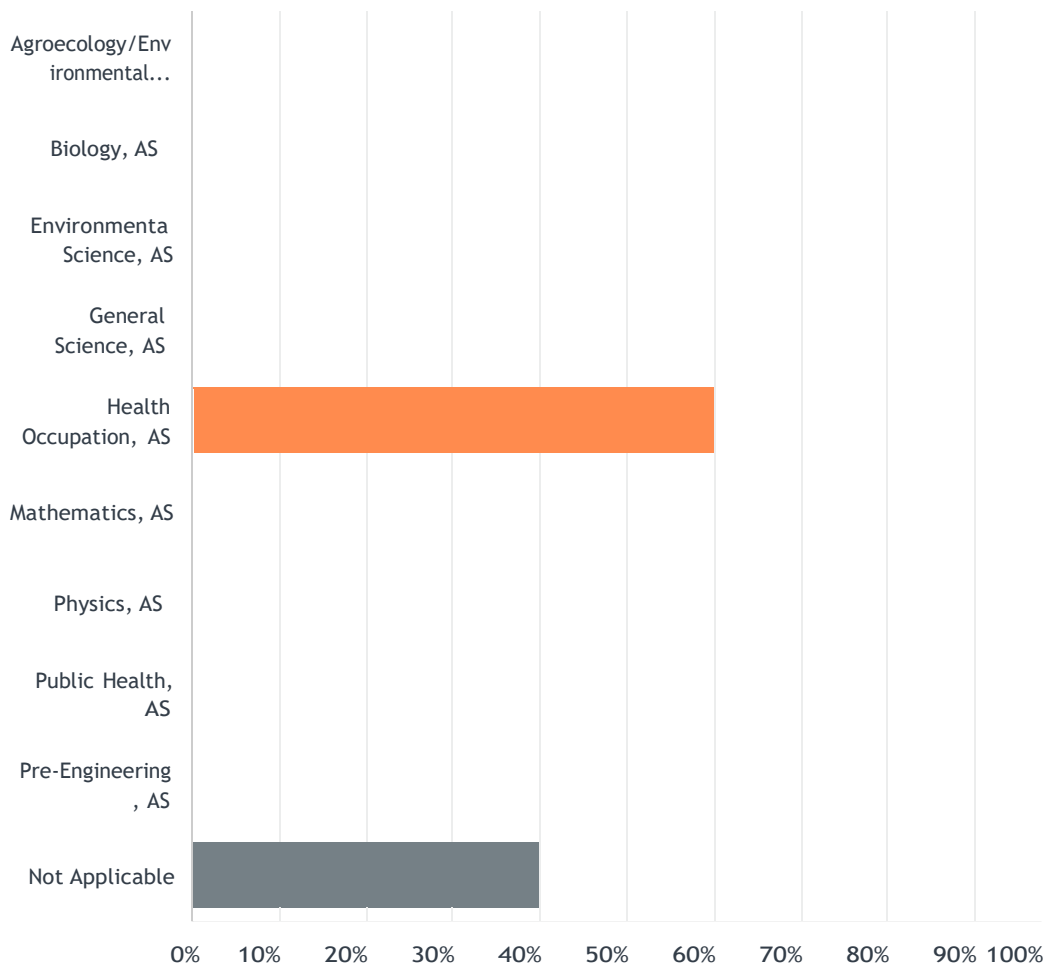


Diné College - Fall 2020 Graduate Exit Survey

ANSWER CHOICES	RESPONSES	
Business Administration, AA	42.86%	3
Computer Information System, AA	0.00%	0
Diné Studies, AA	0.00%	0
Early Childhood Education, AA	0.00%	0
Education, AA	14.29%	1
Fine Arts, AA	0.00%	0
Liberal Arts, AA	0.00%	0
Navajo Language, AA	0.00%	0
Social and Behavioral Sciences, AA	0.00%	0
Social Work, AA	0.00%	0
Not Applicable	42.86%	3
Total Respondents: 7		

Please select the specific Associate of Science Degree(s) you will be graduating with (check all that apply, if any):

Answered: 5 Skipped: 5

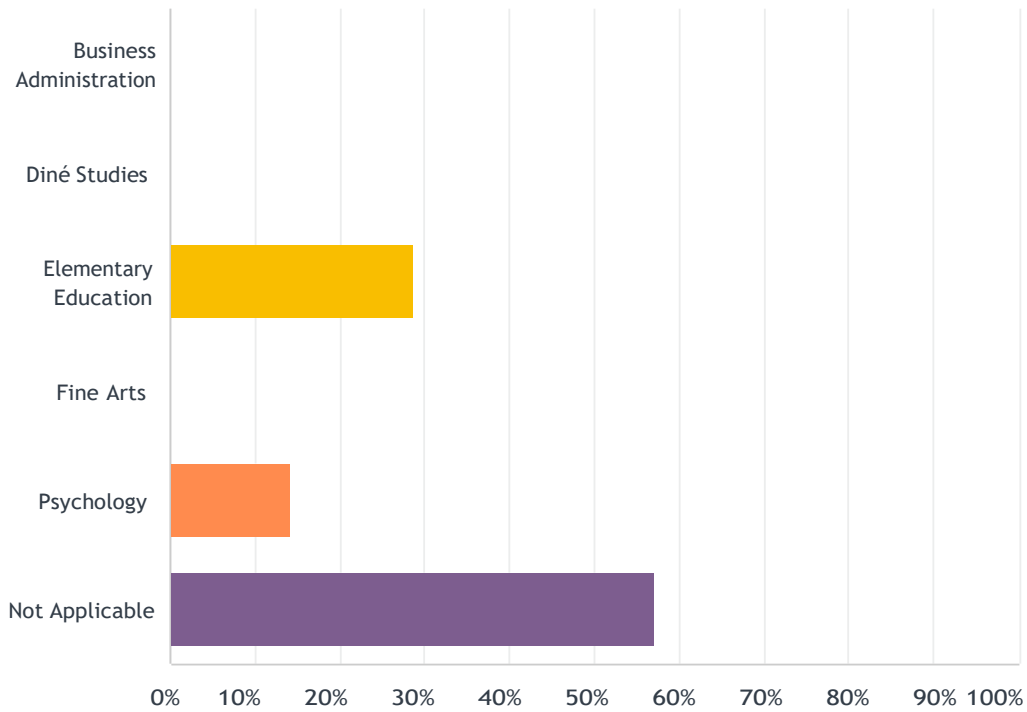


Diné College - Fall 2020 Graduate Exit Survey

ANSWER CHOICES	RESPONSES	
Agroecology/Environmental Science, AS	0.00%	0
Biology, AS	0.00%	0
Environmental Science, AS	0.00%	0
General Science, AS	0.00%	0
Health Occupation, AS	60.00%	3
Mathematics, AS	0.00%	0
Physics, AS	0.00%	0
Public Health, AS	0.00%	0
Pre-Engineering, AS	0.00%	0
Not Applicable	40.00%	2
Total Respondents: 5		

Please select the specific Bachelor of Arts Degree you will be graduating with (check if applicable):

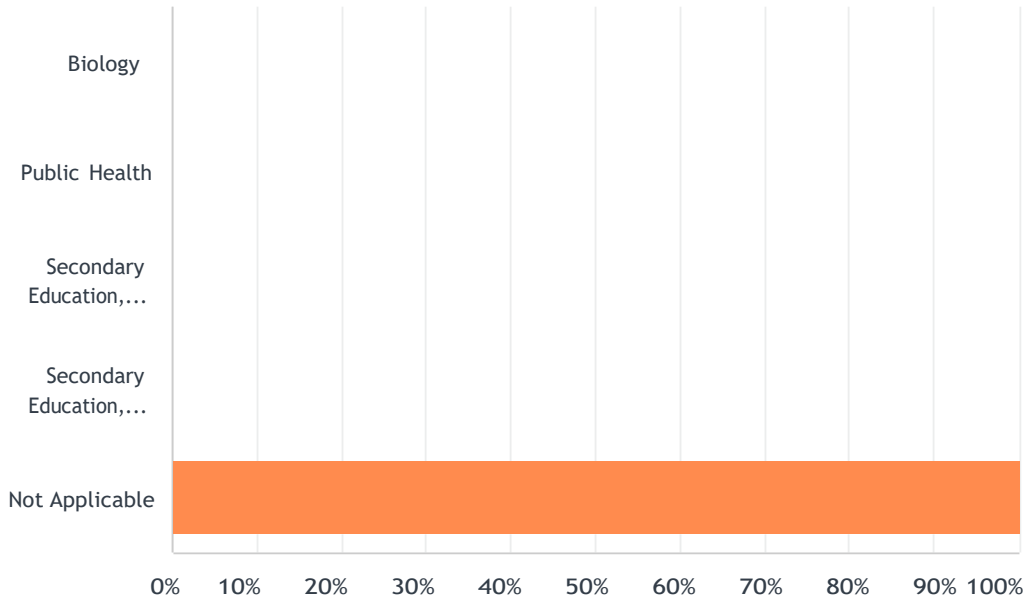
Answered: 7 Skipped: 3



ANSWER CHOICES	RESPONSES	
Business Administration	0.00%	0
Diné Studies	0.00%	0
Elementary Education	28.57%	2
Fine Arts	0.00%	0
Psychology	14.29%	1
Not Applicable	57.14%	4
Total Respondents: 7		

Please select the specific Bachelor of Science you will be graduating with
(check if applicable):

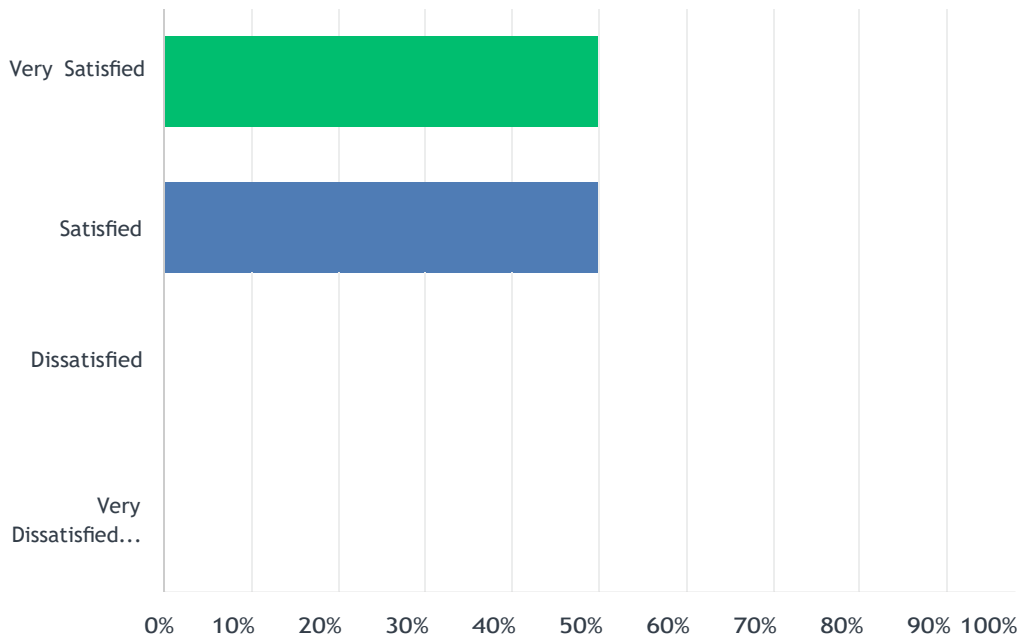
Answered: 5 Skipped: 5



ANSWER CHOICES	RESPONSES	
Biology	0.00%	0
Public Health	0.00%	0
Secondary Education, Mathematics	0.00%	0
Secondary Education, Science	0.00%	0
Not Applicable	100.00%	5
Total Respondents: 5		

How satisfied are you with the overall quality of instruction at Diné College?

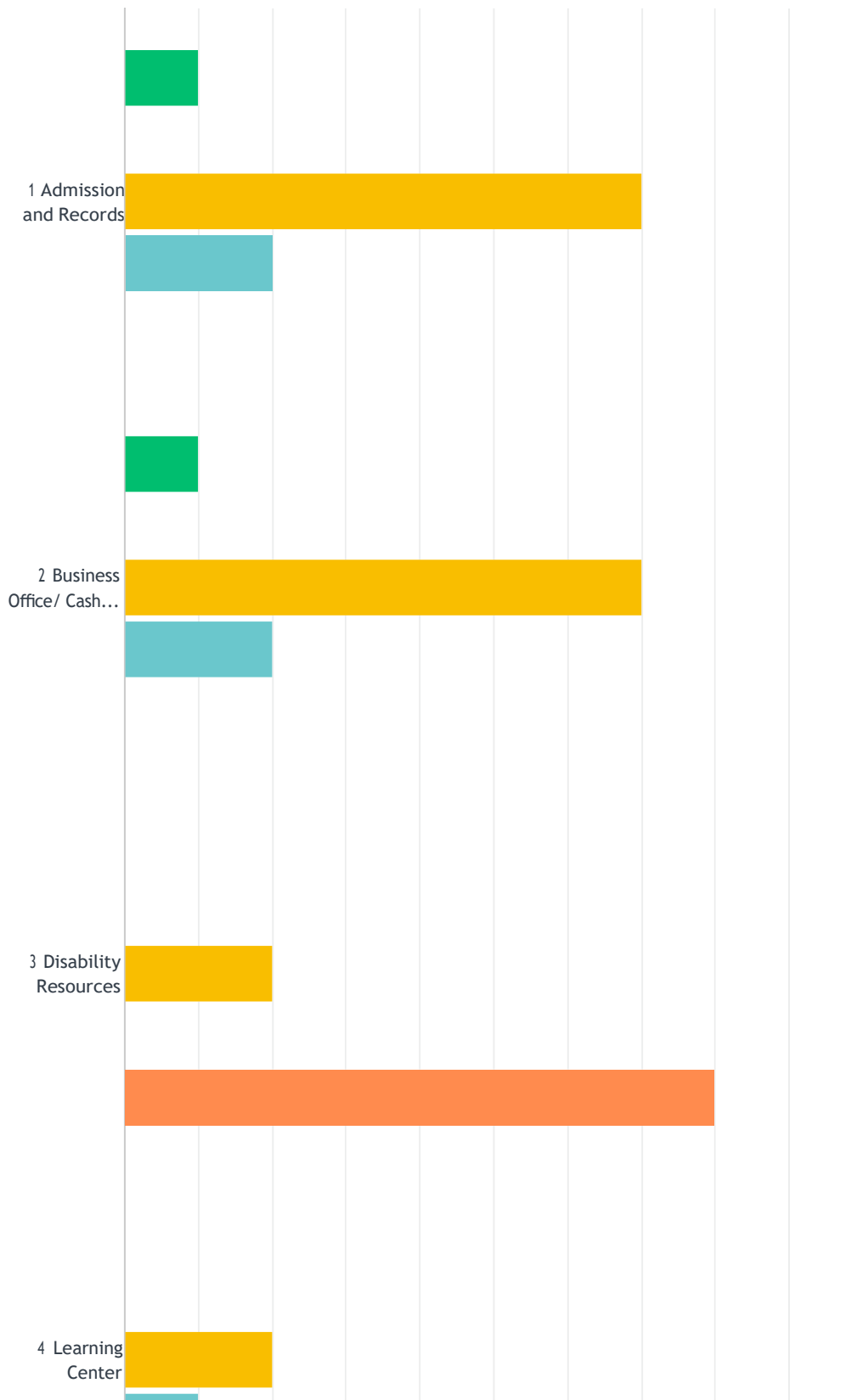
Answered: 10 Skipped: 0



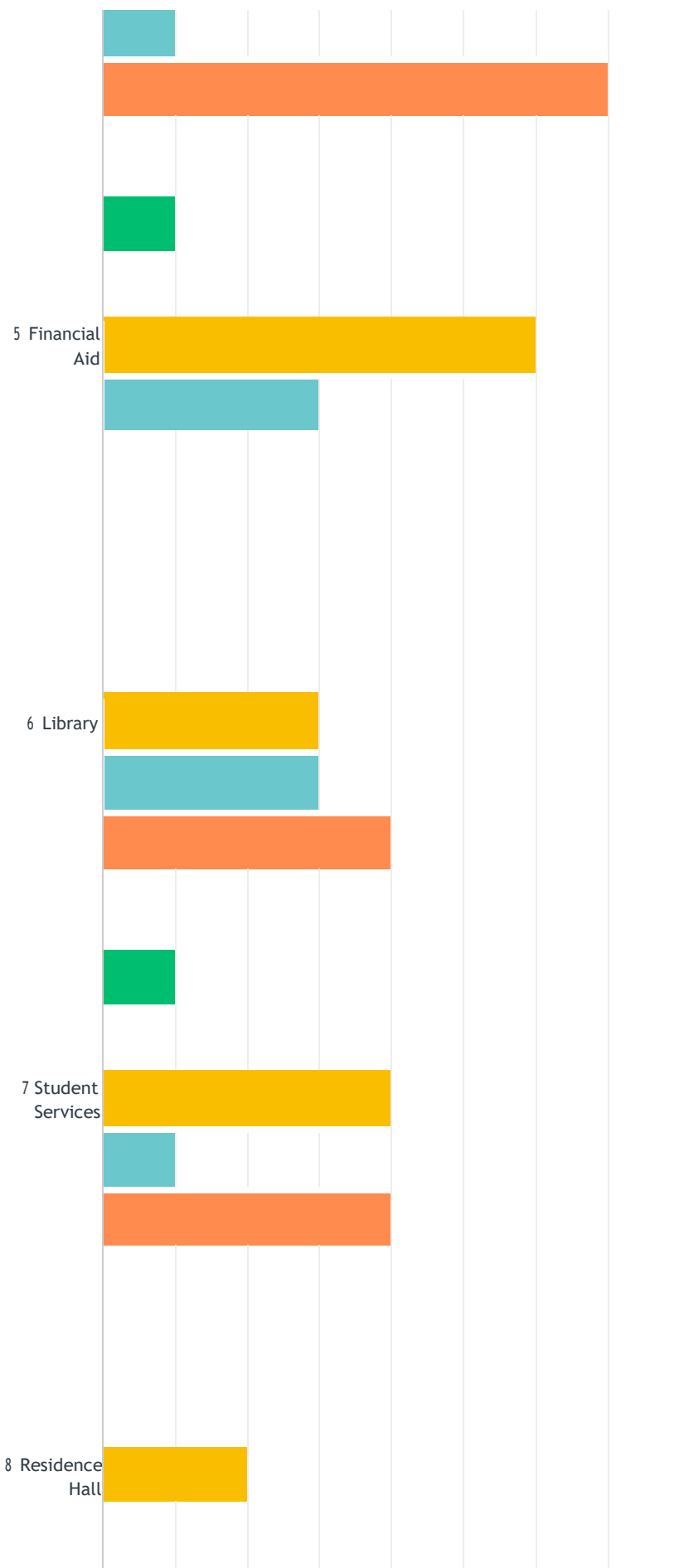
ANSWER CHOICES	RESPONSES	
Very Satisfied (4)	50.00%	5
Satisfied (3)	50.00%	5
Dissatisfied (2)	0.00%	0
Very Dissatisfied (1)	0.00%	0
TOTAL		10

How satisfied are you with the following services used while attending Diné College:

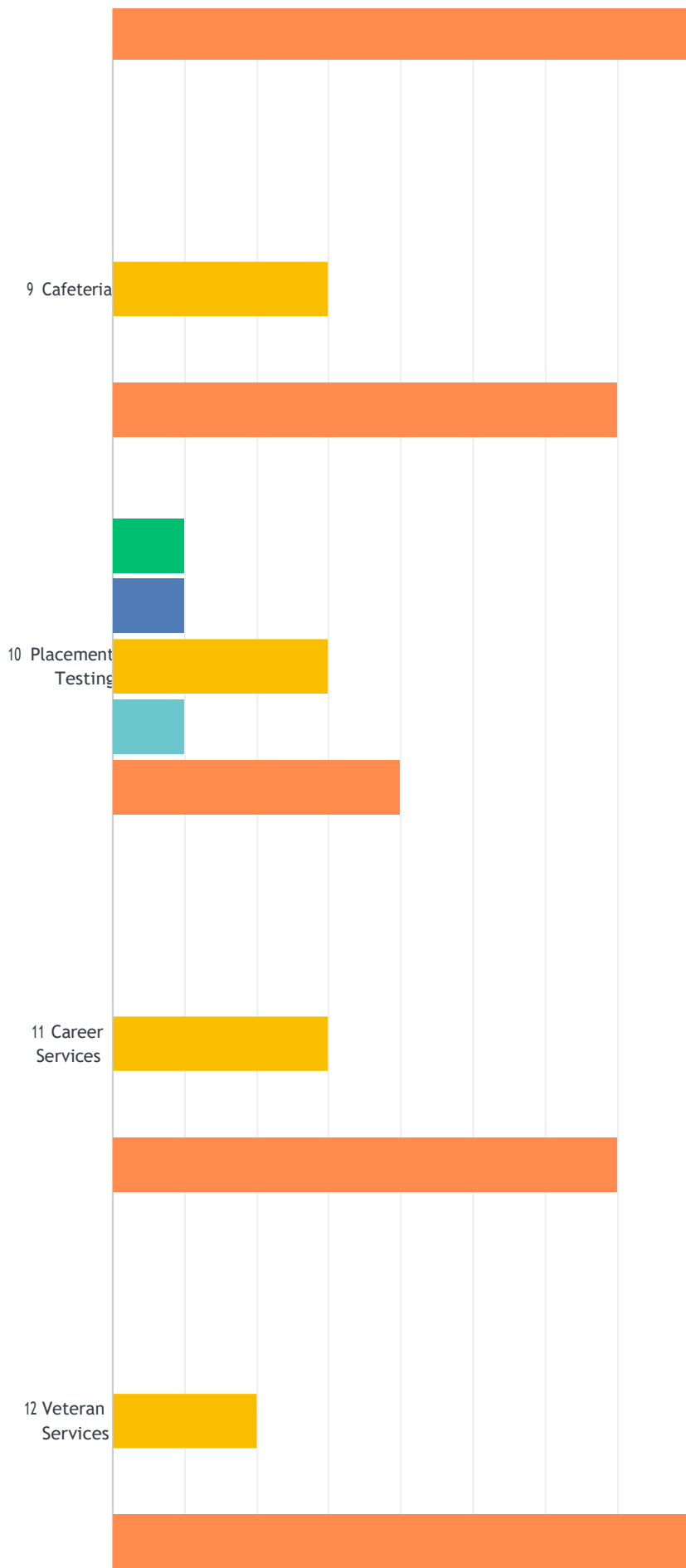
Answered: 10 Skipped: 0

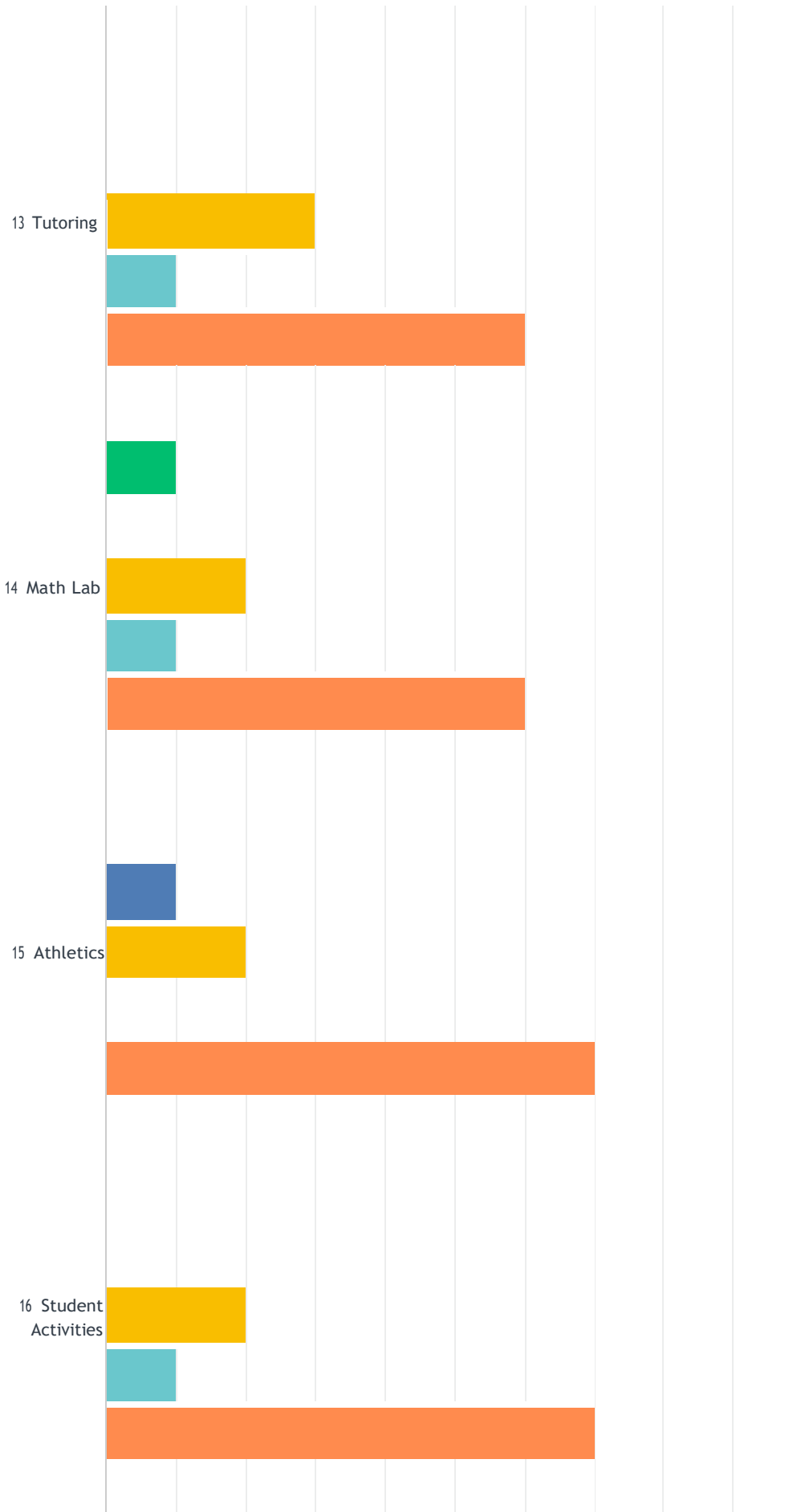


Diné College - Fall 2020 Graduate Exit Survey

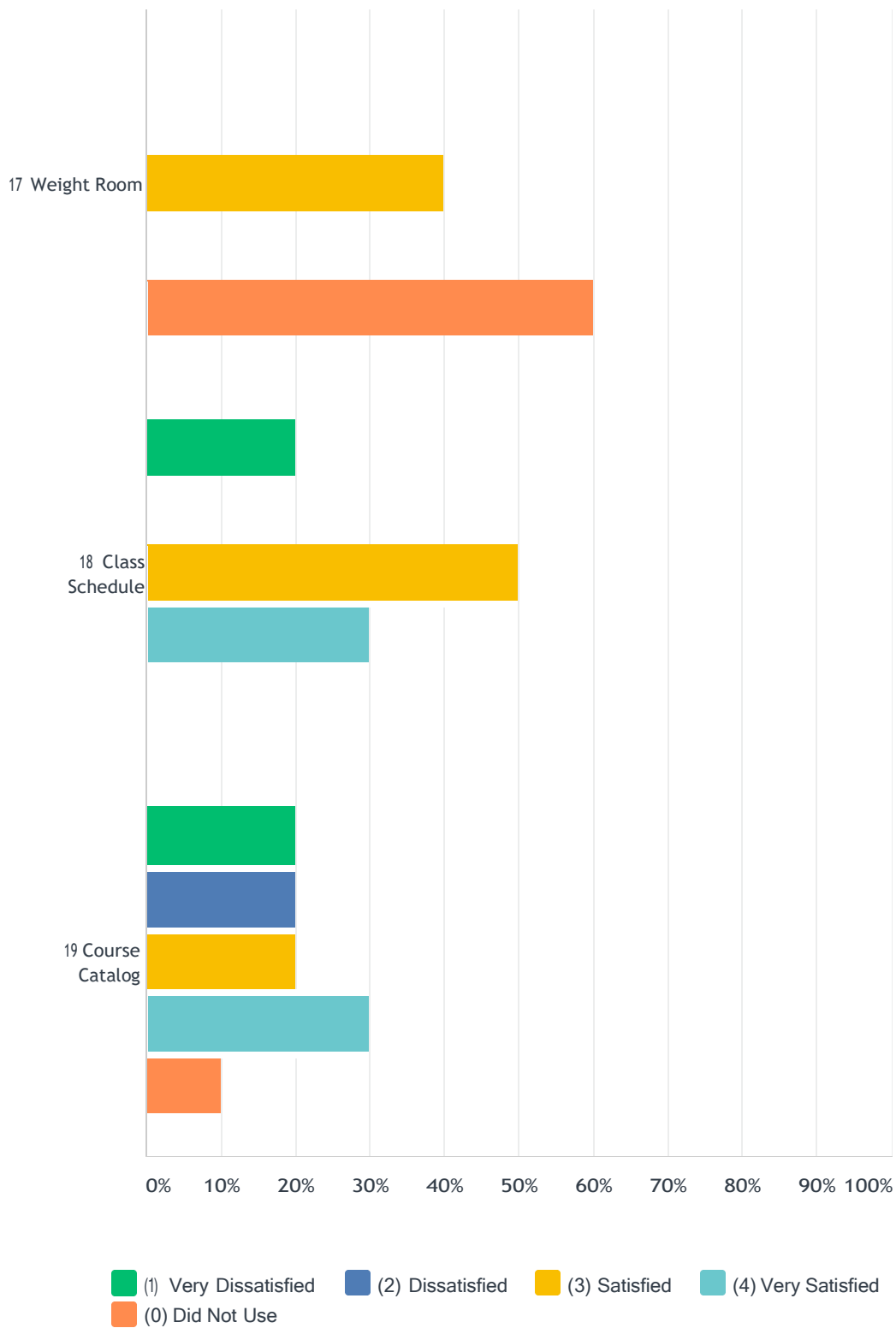


Diné College - Fall 2020 Graduate Exit Survey





Diné College - Fall 2020 Graduate Exit Survey

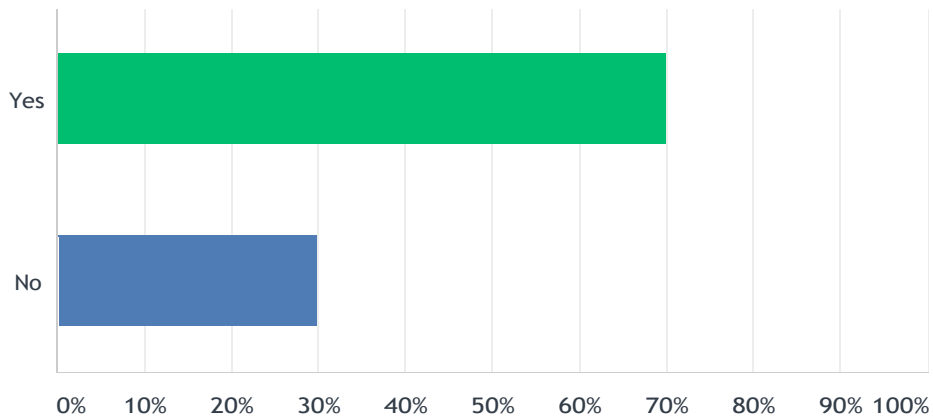


Diné College - Fall 2020 Graduate Exit Survey

	(1) VERY DISSATISFIED	(2) DISSATISFIED	(3) SATISFIED	(4) VERY SATISFIED	(0) DID NOT USE	TOTAL	WEIGHTED AVERAGE
1 Admission and Records	10.00% 1	0.00% 0	70.00% 7	20.00% 2	0.00% 0	10	3.00
2 Business Office/ Cashier Services	10.00% 1	0.00% 0	70.00% 7	20.00% 2	0.00% 0	10	3.00
3 Disability Resources	0.00% 0	0.00% 0	20.00% 2	0.00% 0	80.00% 8	10	0.60
4 Learning Center	0.00% 0	0.00% 0	20.00% 2	10.00% 1	70.00% 7	10	1.00
5 Financial Aid	10.00% 1	0.00% 0	60.00% 6	30.00% 3	0.00% 0	10	3.10
6 Library	0.00% 0	0.00% 0	30.00% 3	30.00% 3	40.00% 4	10	2.10
7 Student Services	10.00% 1	0.00% 0	40.00% 4	10.00% 1	40.00% 4	10	1.70
8 Residence Hall	0.00% 0	0.00% 0	20.00% 2	0.00% 0	80.00% 8	10	0.60
9 Cafeteria	0.00% 0	0.00% 0	30.00% 3	0.00% 0	70.00% 7	10	0.90
10 Placement Testing	10.00% 1	10.00% 1	30.00% 3	10.00% 1	40.00% 4	10	1.60
11 Career Services	0.00% 0	0.00% 0	30.00% 3	0.00% 0	70.00% 7	10	0.90
12 Veteran Services	0.00% 0	0.00% 0	20.00% 2	0.00% 0	80.00% 8	10	0.60
13 Tutoring	0.00% 0	0.00% 0	30.00% 3	10.00% 1	60.00% 6	10	1.30
14 Math Lab	10.00% 1	0.00% 0	20.00% 2	10.00% 1	60.00% 6	10	1.10
15 Athletics	0.00% 0	10.00% 1	20.00% 2	0.00% 0	70.00% 7	10	0.80
16 Student Activities	0.00% 0	0.00% 0	20.00% 2	10.00% 1	70.00% 7	10	1.00
17 Weight Room	0.00% 0	0.00% 0	40.00% 4	0.00% 0	60.00% 6	10	1.20
18 Class Schedule	20.00% 2	0.00% 0	50.00% 5	30.00% 3	0.00% 0	10	2.90
19 Course Catalog	20.00% 2	20.00% 2	20.00% 2	30.00% 3	10.00% 1	10	2.40

Did you receive academic advising while attending Diné College?

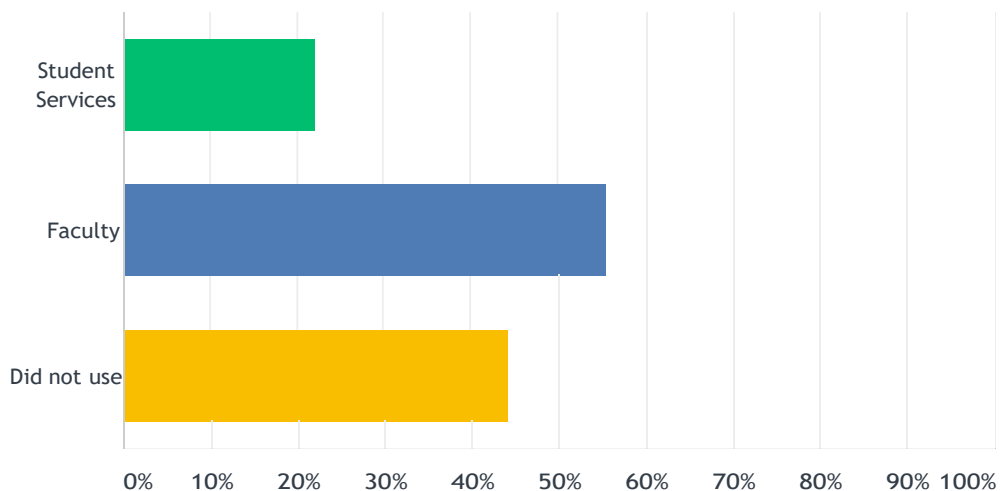
Answered: 10 Skipped: 0



ANSWER CHOICES	RESPONSES	
Yes	70.00%	7
No	30.00%	3
TOTAL		10

If you received academic advising at Diné College, from whom did you receive academic advising?

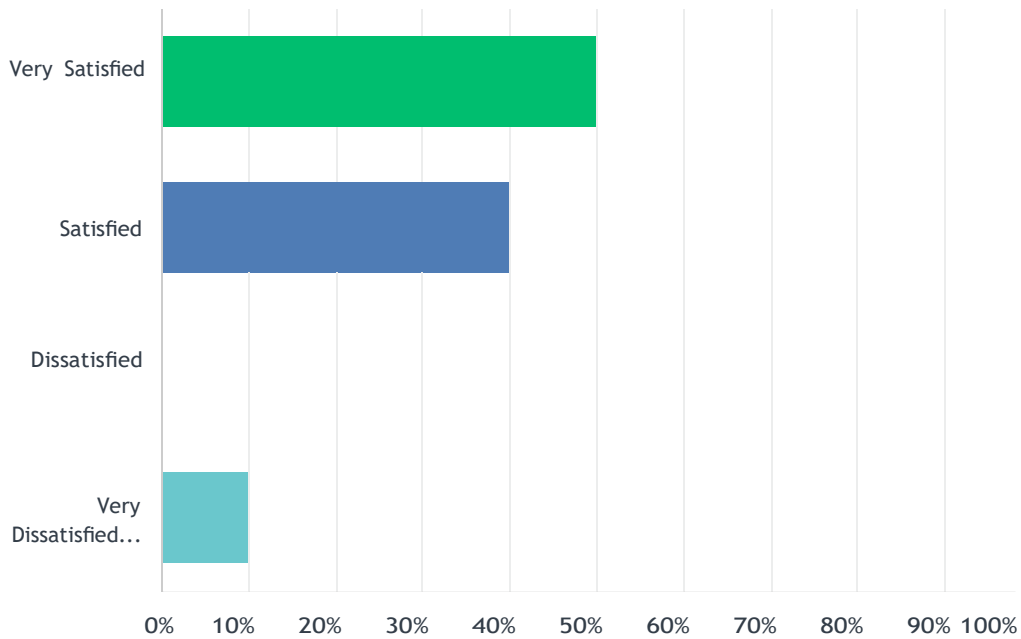
Answered: 9 Skipped: 1



ANSWER CHOICES	RESPONSES
Student Services	22.22% 2
Faculty	55.56% 5
Did not use	44.44% 4
Total Respondents: 9	

How satisfied were you with the academic advising you received at Diné College?

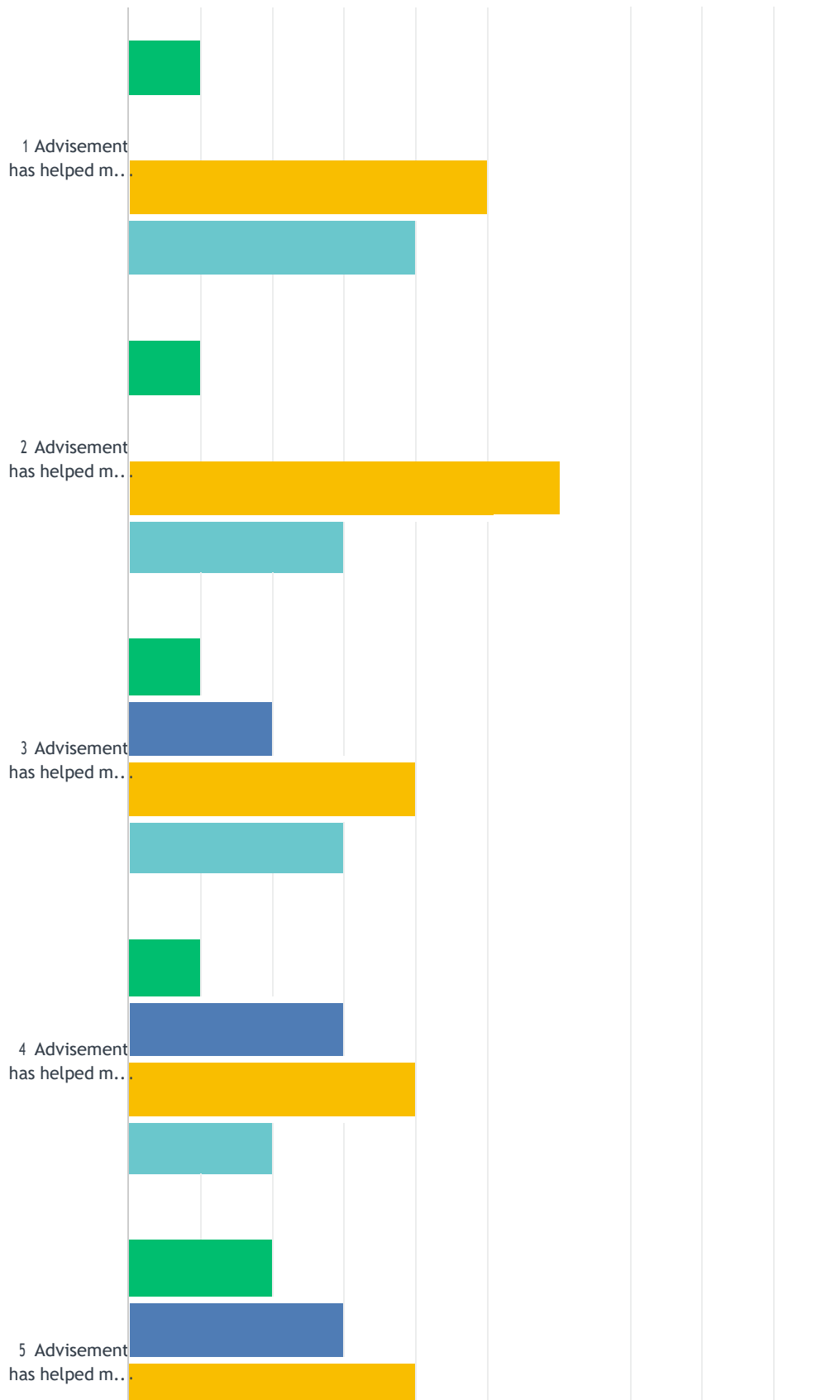
Answered: 10 Skipped: 0



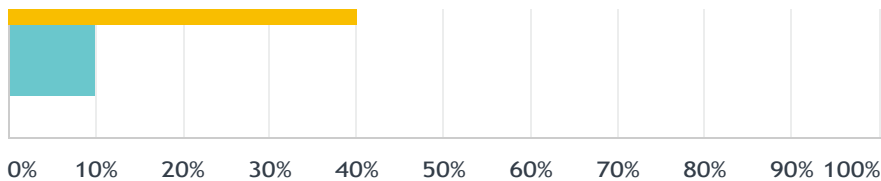
ANSWER CHOICES	RESPONSES	
Very Satisfied (4)	50.00%	5
Satisfied (3)	40.00%	4
Dissatisfied (2)	0.00%	0
Very Dissatisfied (1)	10.00%	1
TOTAL		10

Please rate your agreement level with the following statements:

Answered: 10 Skipped: 0



Diné College - Fall 2020 Graduate Exit Survey

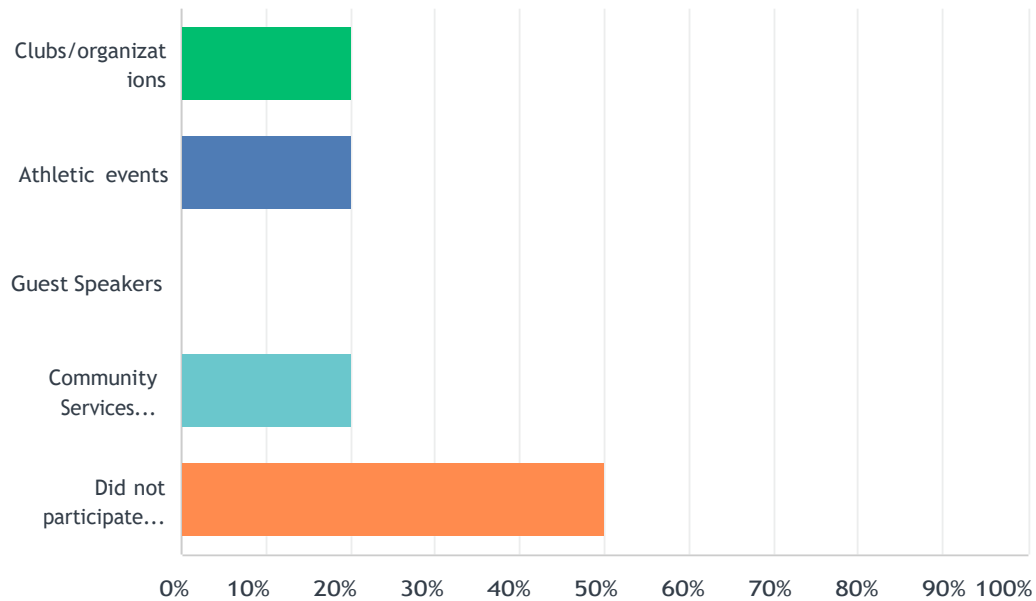


■ (1) Strongly Disagree
 ■ (2) Disagree
 ■ (3) Agree
 ■ (4) Strongly Agree

	(1) STRONGLY DISAGREE	(2) DISAGREE	(3) AGREE	(4) STRONGLY AGREE	TOTAL	WEIGHTED AVERAGE
1 Advisement has helped me to develop an education plan.	10.00% 1	0.00% 0	50.00% 5	40.00% 4	10	3.20
2 Advisement has helped me to understand the general education requirements of my degree.	10.00% 1	0.00% 0	60.00% 6	30.00% 3	10	3.10
3 Advisement has helped me to understand career options related to my degree.	10.00% 1	20.00% 2	40.00% 4	30.00% 3	10	2.90
4 Advisement has helped me to select a university major.	10.00% 1	30.00% 3	40.00% 4	20.00% 2	10	2.70
5 Advisement has helped me to complete a university transfer process plan.	20.00% 2	30.00% 3	40.00% 4	10.00% 1	10	2.40

What student activities at Diné College have you been involved with outside of class? (Please select all that apply.)

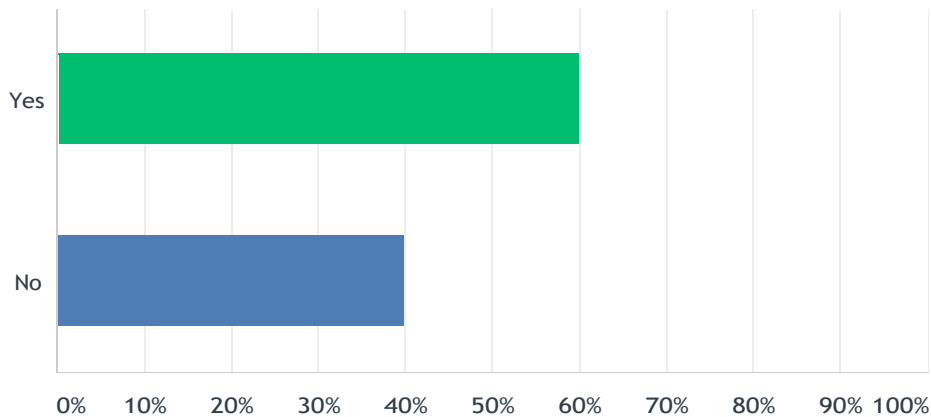
Answered: 10 Skipped: 0



ANSWER CHOICES	RESPONSES	
Clubs/organizations	20.00%	2
Athletic events	20.00%	2
Guest Speakers	0.00%	0
Community Services Activities	20.00%	2
Did not participate outside of class	50.00%	5
Total Respondents: 10		

Do you plan to transfer to a four-year university?

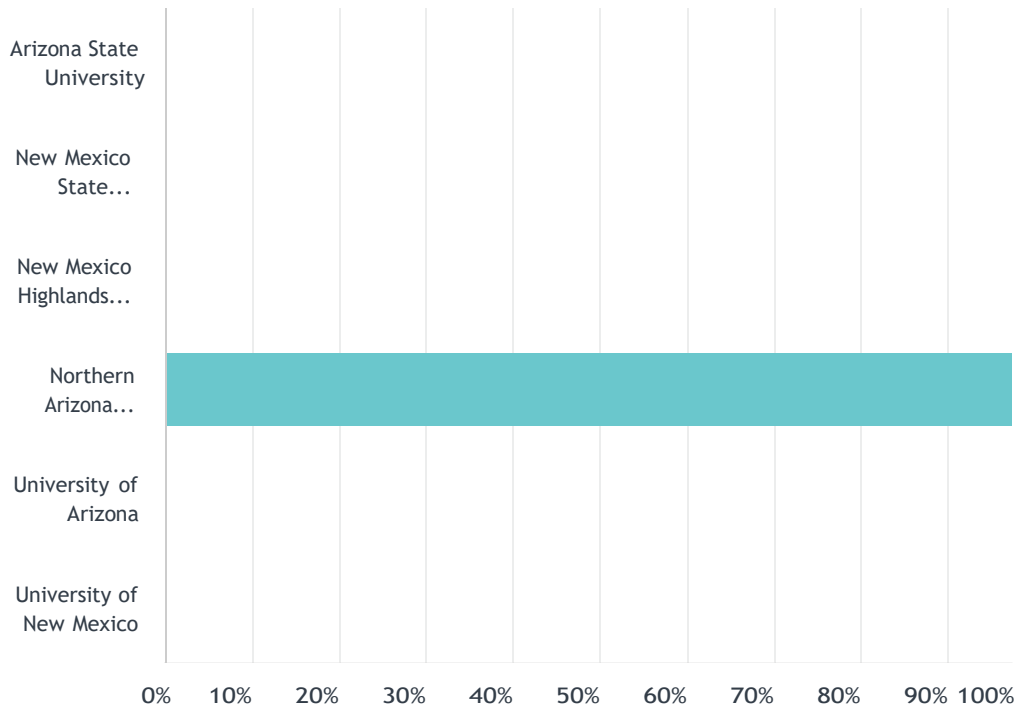
Answered: 10 Skipped: 0



ANSWER CHOICES	RESPONSES	
Yes	60.00%	6
No	40.00%	4
TOTAL		10

If you plan to transfer, which four-year college or university do you plan to transfer to?

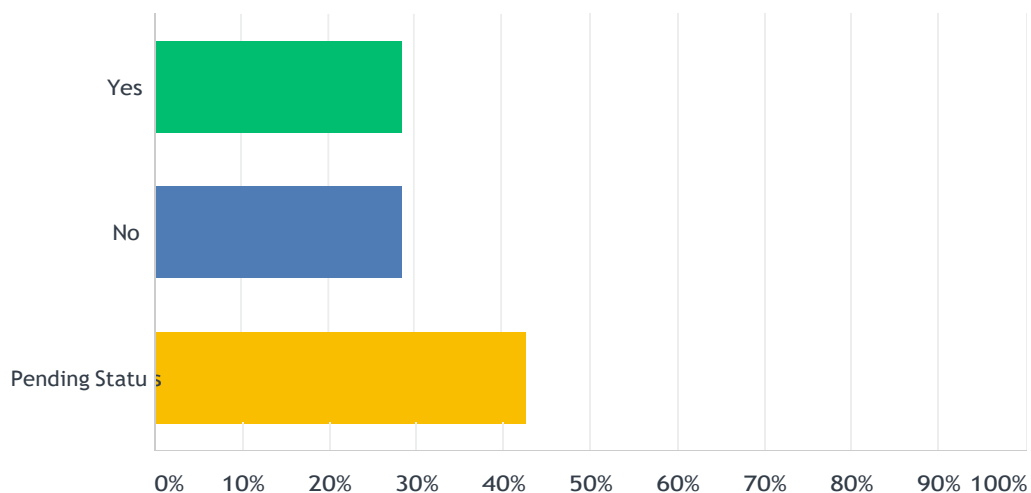
Answered: 4 Skipped: 6



ANSWER CHOICES	RESPONSES	
Arizona State University	0.00%	0
New Mexico State University	0.00%	0
New Mexico Highlands University	0.00%	0
Northern Arizona University	100.00%	4
University of Arizona	0.00%	0
University of New Mexico	0.00%	0
TOTAL		4

If you will be transferring to a 4-year, have you already been Accepted for Admission?

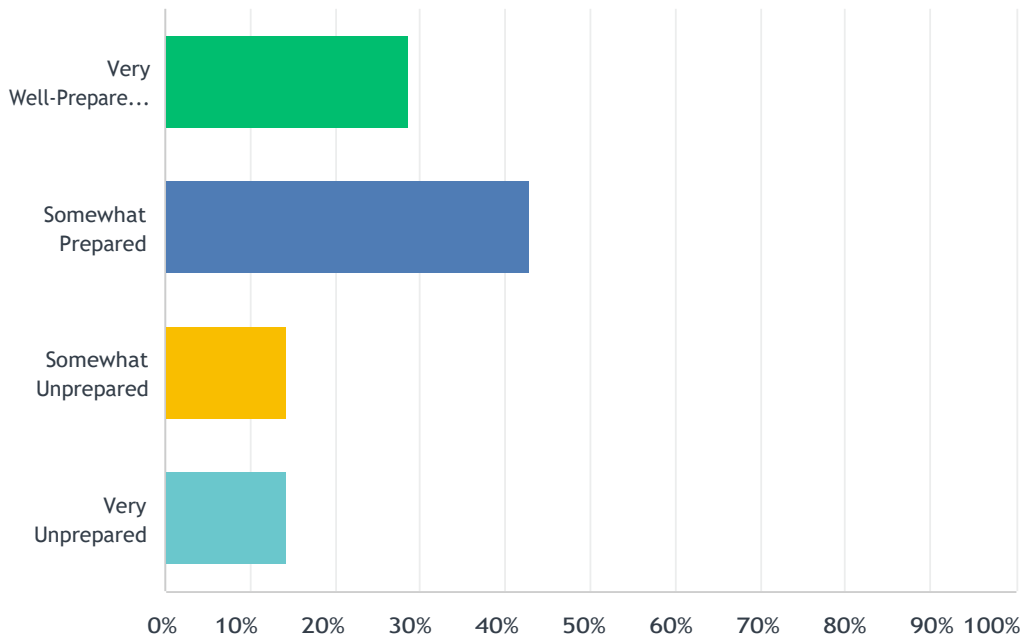
Answered: 7 Skipped: 3



ANSWER CHOICES	RESPONSES	
Yes	28.57%	2
No	28.57%	2
Pending Status	42.86%	3
TOTAL		7

As a result of your education at Diné College, how well prepared are you to transfer to a four-year college or university?

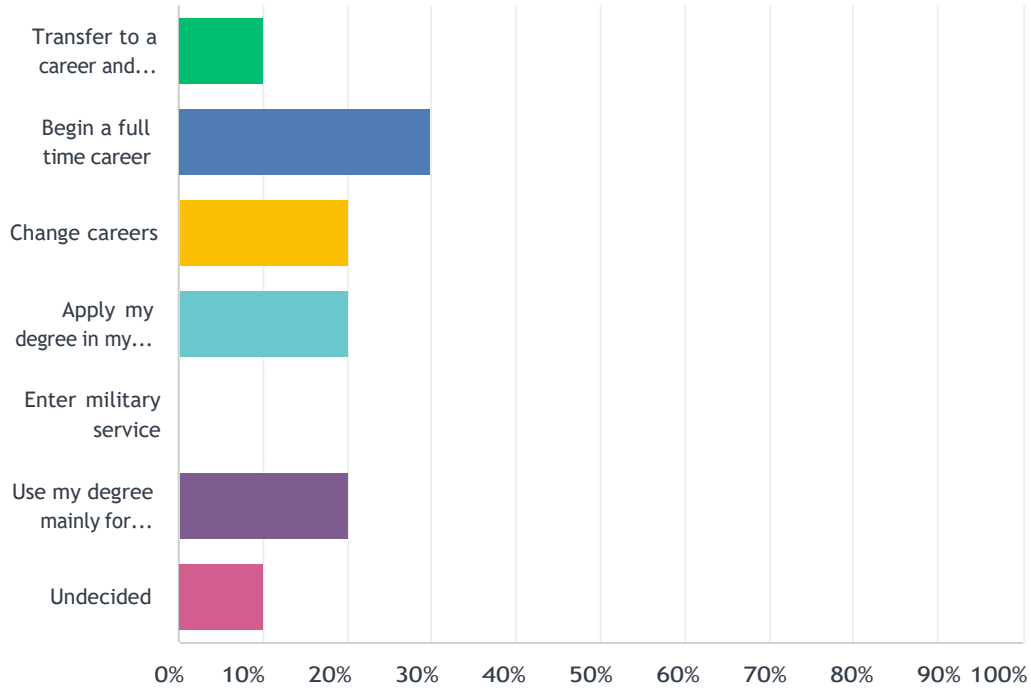
Answered: 7 Skipped: 3



ANSWER CHOICES	RESPONSES	
Very Well-Prepared (4)	28.57%	2
Somewhat Prepared (3)	42.86%	3
Somewhat Unprepared (2)	14.29%	1
Very Unprepared (1)	14.29%	1
TOTAL		7

What is your career plans to use your degree:

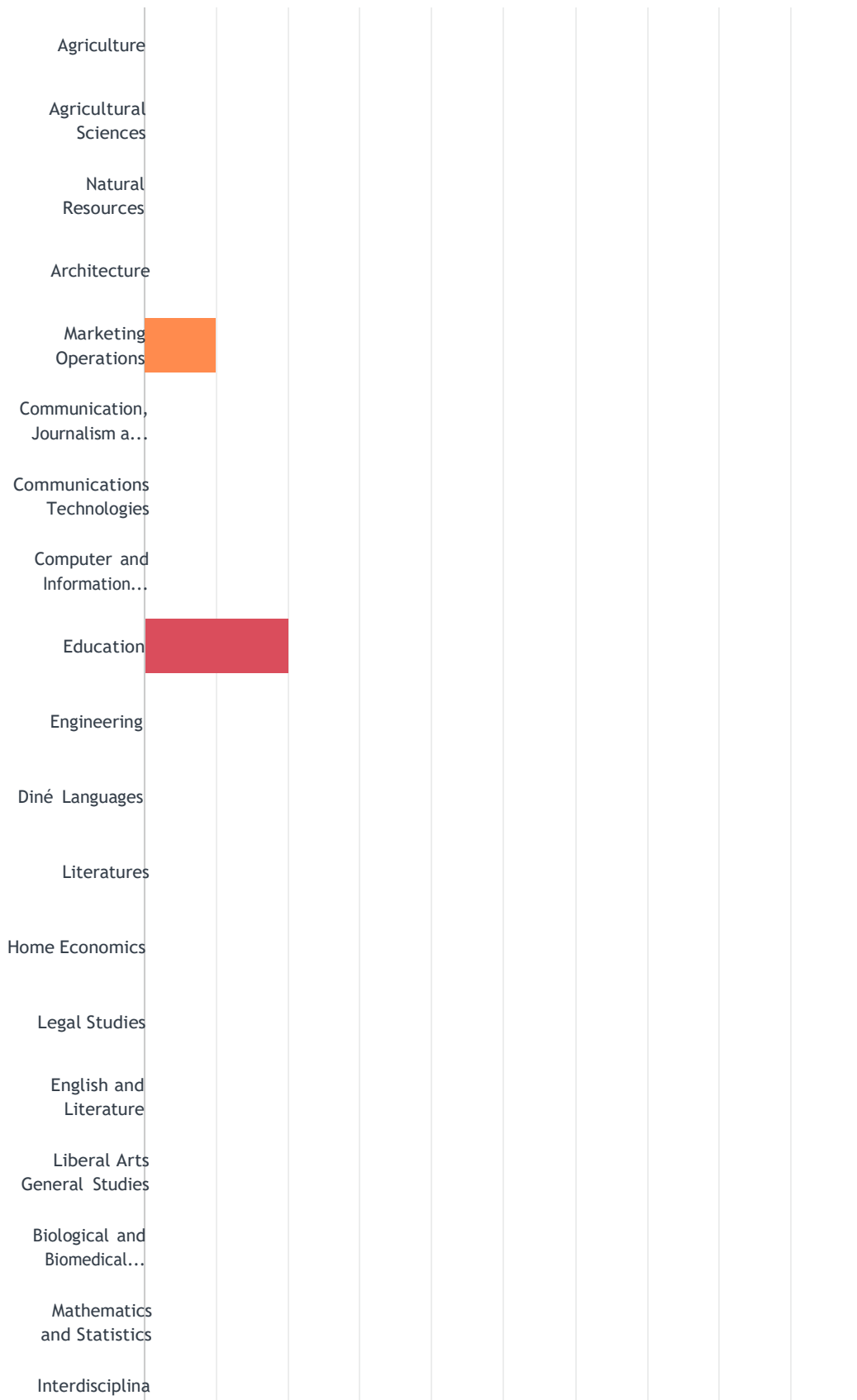
Answered: 10 Skipped: 0



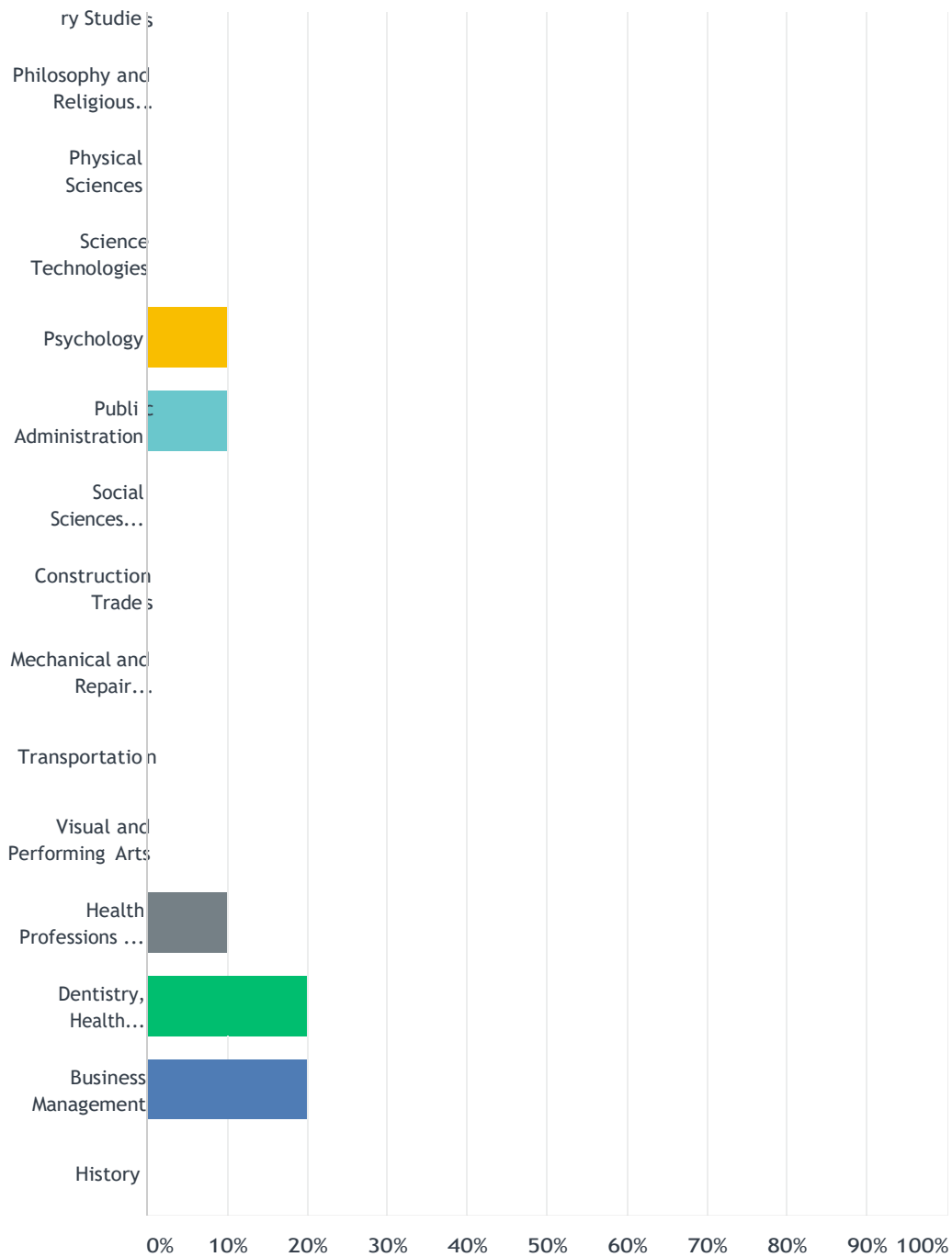
ANSWER CHOICES	RESPONSES
Transfer to a career and technical program or college	10.00% 1
Begin a full time career	30.00% 3
Change careers	20.00% 2
Apply my degree in my current job	20.00% 2
Enter military service	0.00% 0
Use my degree mainly for personal reasons	20.00% 2
Undecided	10.00% 1
Total Respondents: 10	

What career will you be pursuing?

Answered: 10 Skipped: 0



Diné College - Fall 2020 Graduate Exit Survey



Diné College - Fall 2020 Graduate Exit Survey

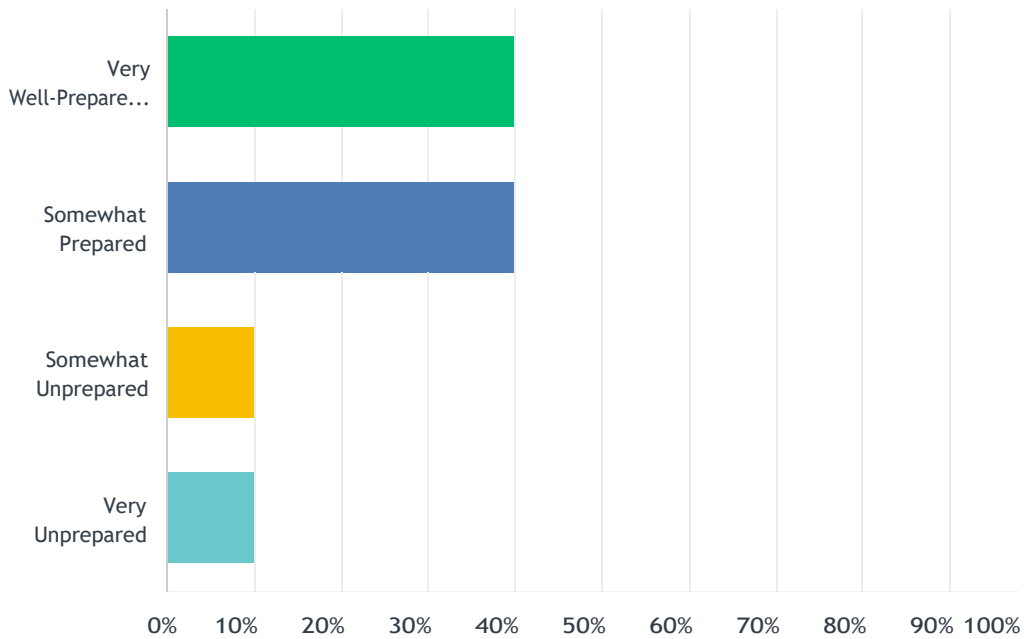
ANSWER CHOICES	RESPONSES	
Agriculture	0.00%	0
Agricultural Sciences	0.00%	0
Natural Resources	0.00%	0
Architecture	0.00%	0
Marketing Operations	10.00%	1
Communication, Journalism and Related Programs	0.00%	0
Communications Technologies	0.00%	0
Computer and Information Sciences	0.00%	0
Education	20.00%	2
Engineering	0.00%	0
Diné Languages	0.00%	0
Literatures	0.00%	0
Home Economics	0.00%	0
Legal Studies	0.00%	0
English and Literature	0.00%	0
Liberal Arts General Studies	0.00%	0
Biological and Biomedical Sciences	0.00%	0
Mathematics and Statistics	0.00%	0
Interdisciplinary Studies	0.00%	0
Philosophy and Religious Studies	0.00%	0
Physical Sciences	0.00%	0
Science Technologies	0.00%	0
Psychology	10.00%	1
Public Administration	10.00%	1
Social Sciences (Anthropology, Economics, International Relations, Political Science, Sociology)	0.00%	0
Construction Trades	0.00%	0
Mechanical and Repair Technologies	0.00%	0
Transportation	0.00%	0
Visual and Performing Arts	0.00%	0
Health Professions and Related Clinical Sciences (Medicine)	10.00%	1
Dentistry, Health Services, Allied Health, Nursing, Public Health	20.00%	2
Business Management	20.00%	2

Diné College - Fall 2020 Graduate Exit Survey

History	0.00%	0
TOTAL		10

How well prepared are you to enter the workforce as a result of your education at Diné College?

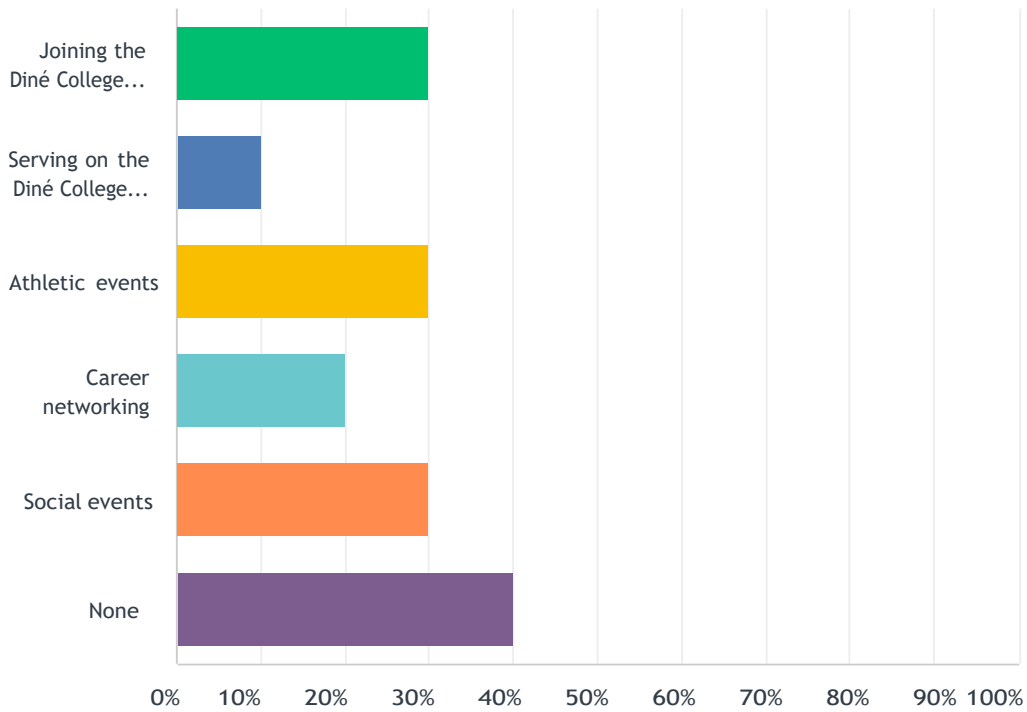
Answered: 10 Skipped: 0



ANSWER CHOICES	RESPONSES	
Very Well-Prepared (4)	40.00%	4
Somewhat Prepared (3)	40.00%	4
Somewhat Unprepared (2)	10.00%	1
Very Unprepared (1)	10.00%	1
TOTAL		10

After you graduate, what Diné College Alumni services or activities would be of interest to you? (Please select all that apply).

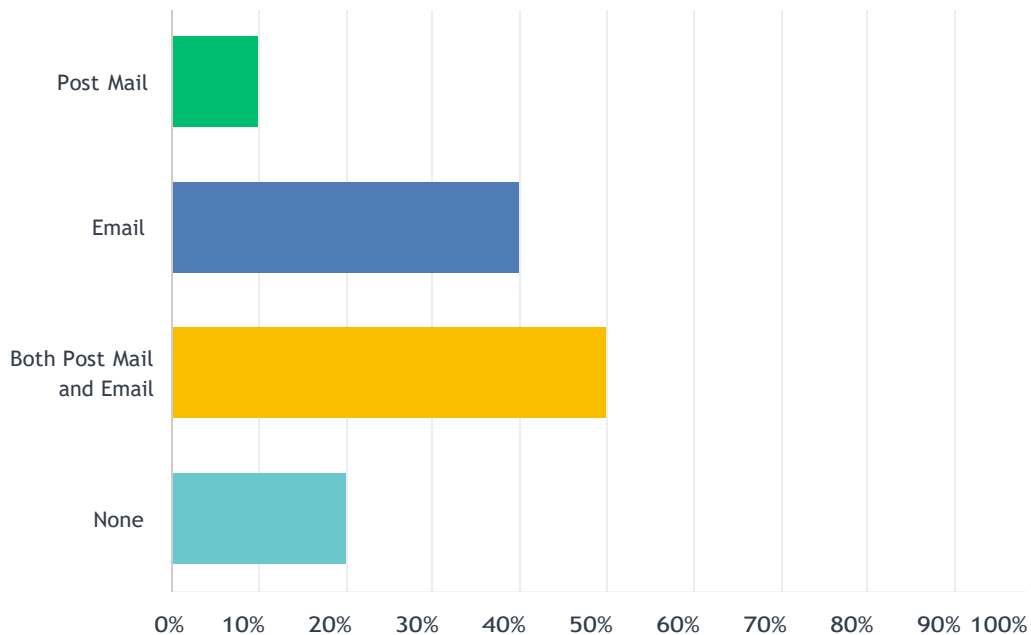
Answered: 10 Skipped: 0



ANSWER CHOICES	RESPONSES	
Joining the Diné College Alumni Association	30.00%	3
Serving on the Diné College Alumni Board	10.00%	1
Athletic events	30.00%	3
Career networking	20.00%	2
Social events	30.00%	3
None	40.00%	4
Total Respondents: 10		

How would you like to be notified about Diné College Alumniactivities?

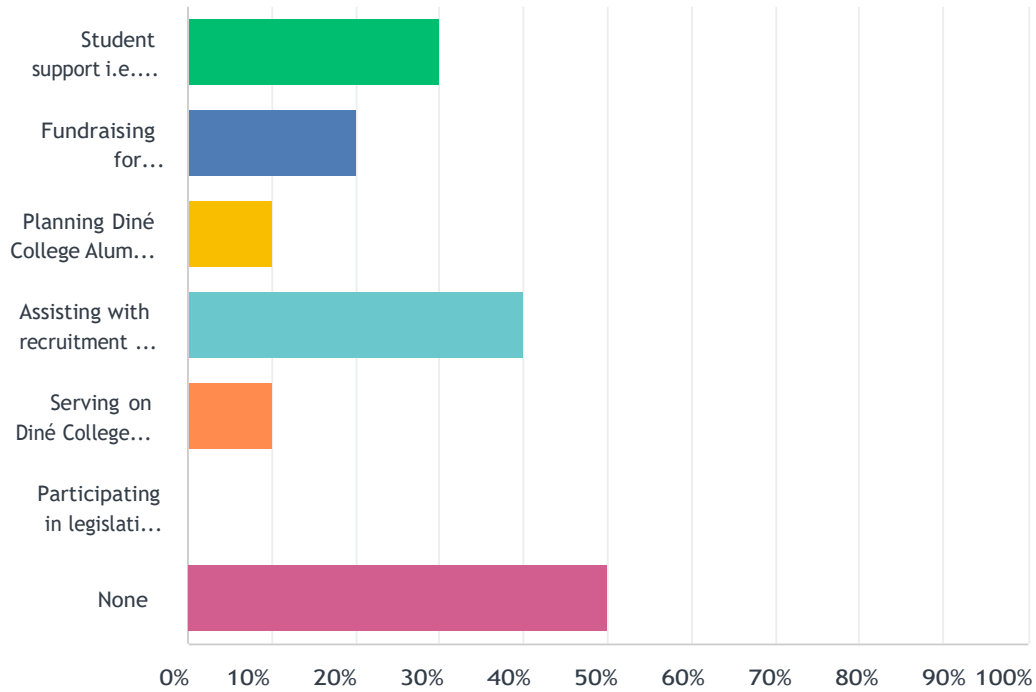
Answered: 10 Skipped: 0



ANSWER CHOICES	RESPONSES
Post Mail	10.00% 1
Email	40.00% 4
Both Post Mail and Email	50.00% 5
None	20.00% 2
Total Respondents: 10	

Please indicate the type of Diné College Alumni services or activities would be of interest to you? (Please select all that apply).

Answered: 10 Skipped: 0



ANSWER CHOICES	RESPONSES	
Student support i.e. guest speaking mentoring job shadowing	30.00%	3
Fundraising for scholarships	20.00%	2
Planning Diné College Alumni Association activities and social events	10.00%	1
Assisting with recruitment and community outreach	40.00%	4
Serving on Diné College Alumni Association board or committee	10.00%	1
Participating in legislative advocacy	0.00%	0
None	50.00%	5
Total Respondents: 10		

