



SPRING 2020

GRADUATE EXIT SURVEY

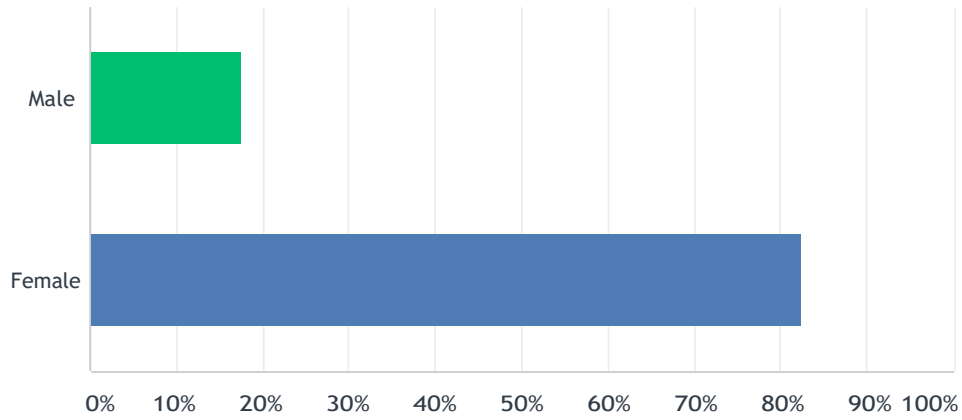
OFFICE OF
INSTITUTIONAL
PLANNING &
REPORTING

NITSÁHÁKEES • NAHAT'Á • IINÁ • SIHASIN

Creating a Cultural Experience

Gender:

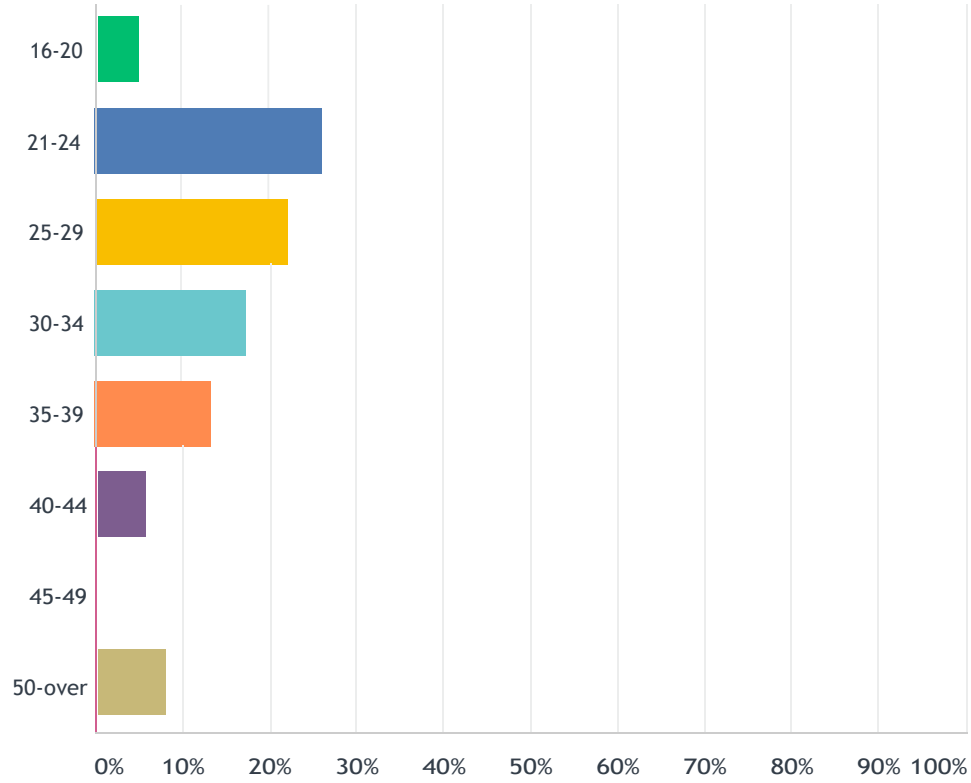
Answered: 125 Skipped: 0



ANSWER CHOICES	RESPONSES
Male	17.60% 22
Female	82.40% 103
TOTAL	125

Age Group:

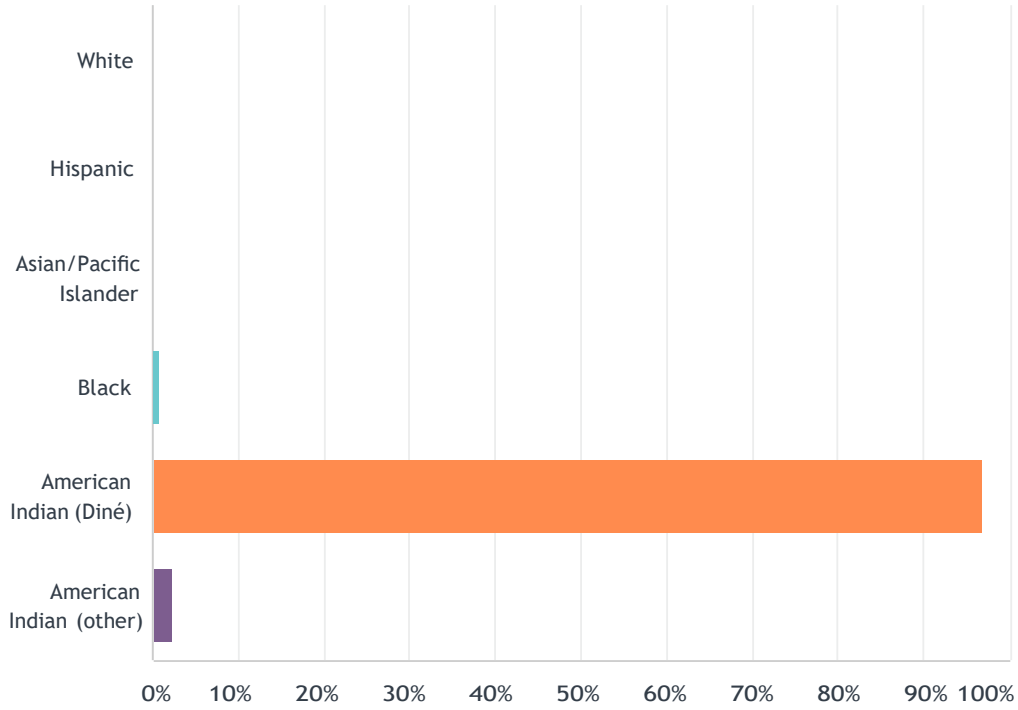
Answered: 125 Skipped: 0



ANSWER CHOICES	RESPONSES	
16-20	4.80%	6
21-24	26.40%	33
25-29	22.40%	28
30-34	17.60%	22
35-39	13.60%	17
40-44	5.60%	7
45-49	1.60%	2
50-over	8.00%	10
TOTAL		125

Ethnicity:

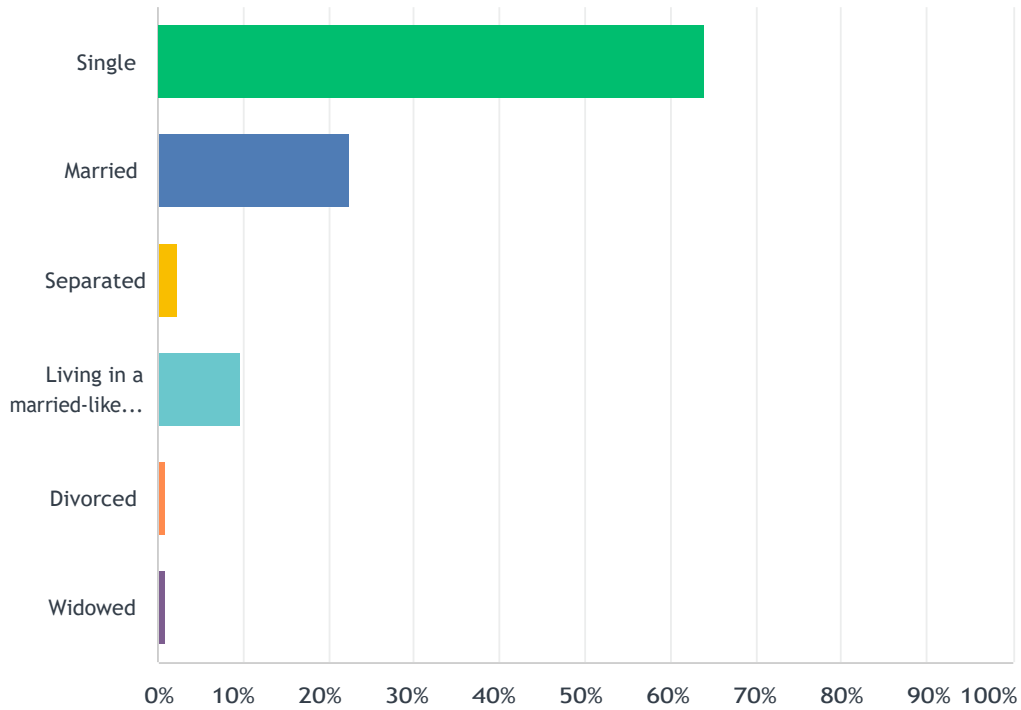
Answered: 125 Skipped: 0



ANSWER CHOICES	RESPONSES
White	0.00% 0
Hispanic	0.00% 0
Asian/Pacific Islander	0.00% 0
Black	0.80% 1
American Indian (Diné)	96.80% 121
American Indian (other)	2.40% 3
TOTAL	125

Marital Status

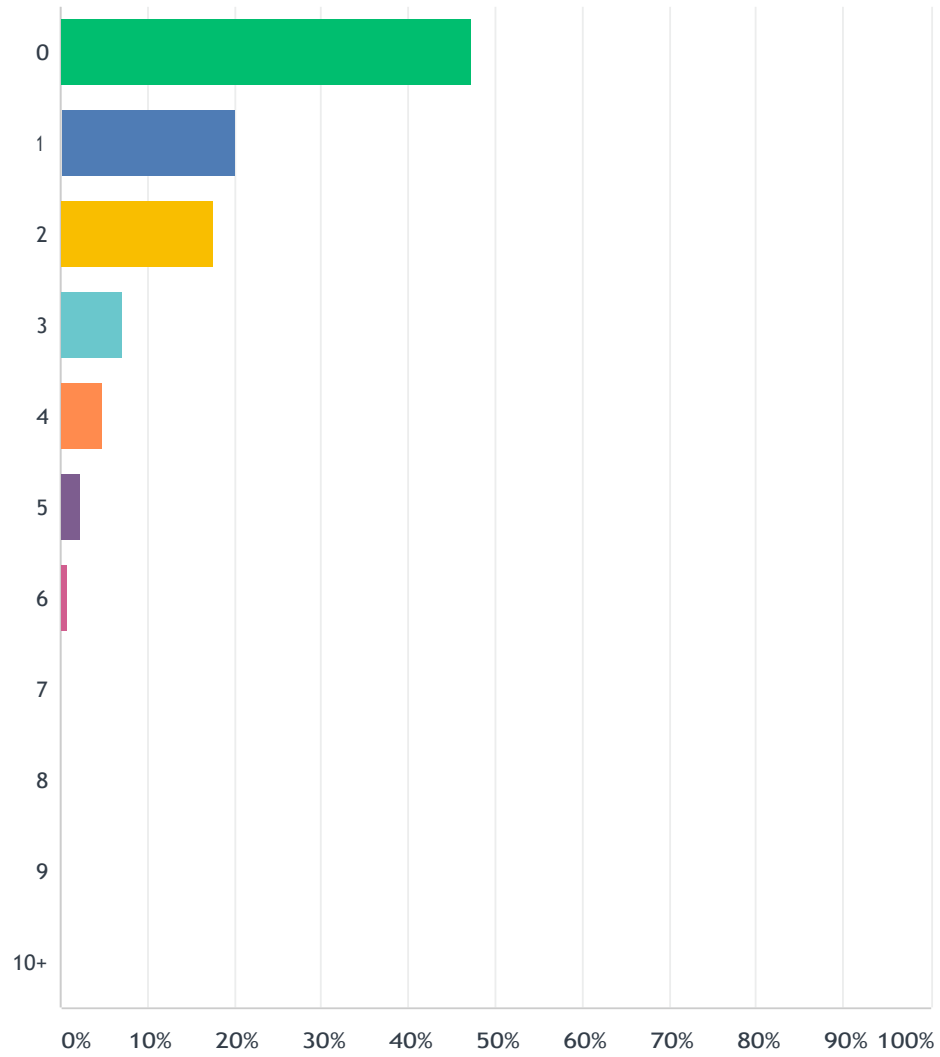
Answered: 125 Skipped: 0



ANSWER CHOICES	RESPONSES	
Single	64.00%	80
Married	22.40%	28
Separated	2.40%	3
Living in a married-like relationship	9.60%	12
Divorced	0.80%	1
Widowed	0.80%	1
TOTAL		125

Number of Dependent children

Answered: 125 Skipped: 0

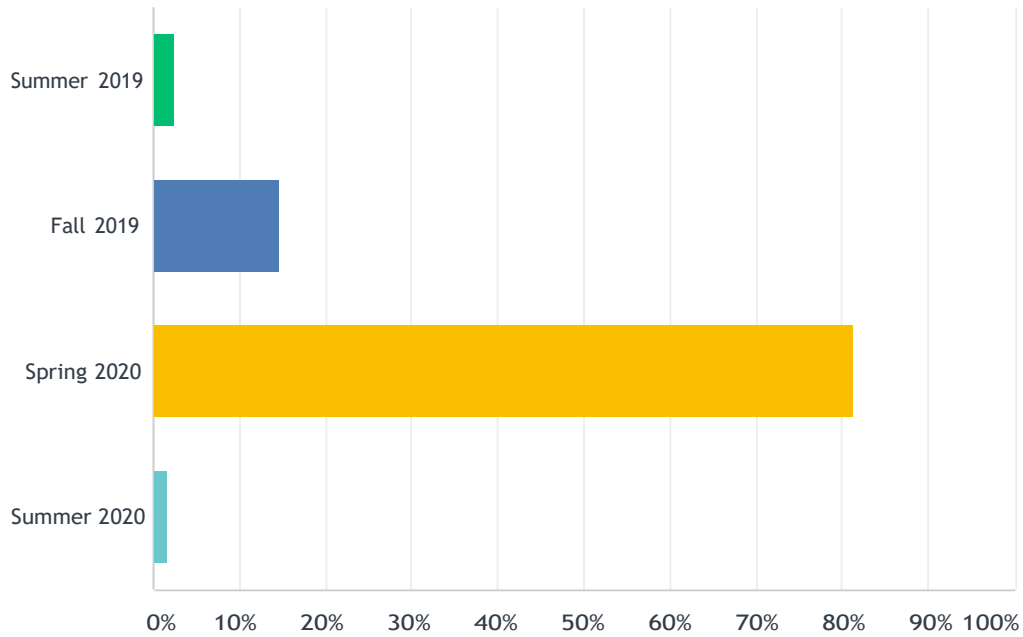


Diné College - 2020 Graduate Exit Survey

ANSWER CHOICES	RESPONSES	
0	47.20%	59
1	20.00%	25
2	17.60%	22
3	7.20%	9
4	4.80%	6
5	2.40%	3
6	0.80%	1
7	0.00%	0
8	0.00%	0
9	0.00%	0
10+	0.00%	0
TOTAL		125

Term of Degree Completion:

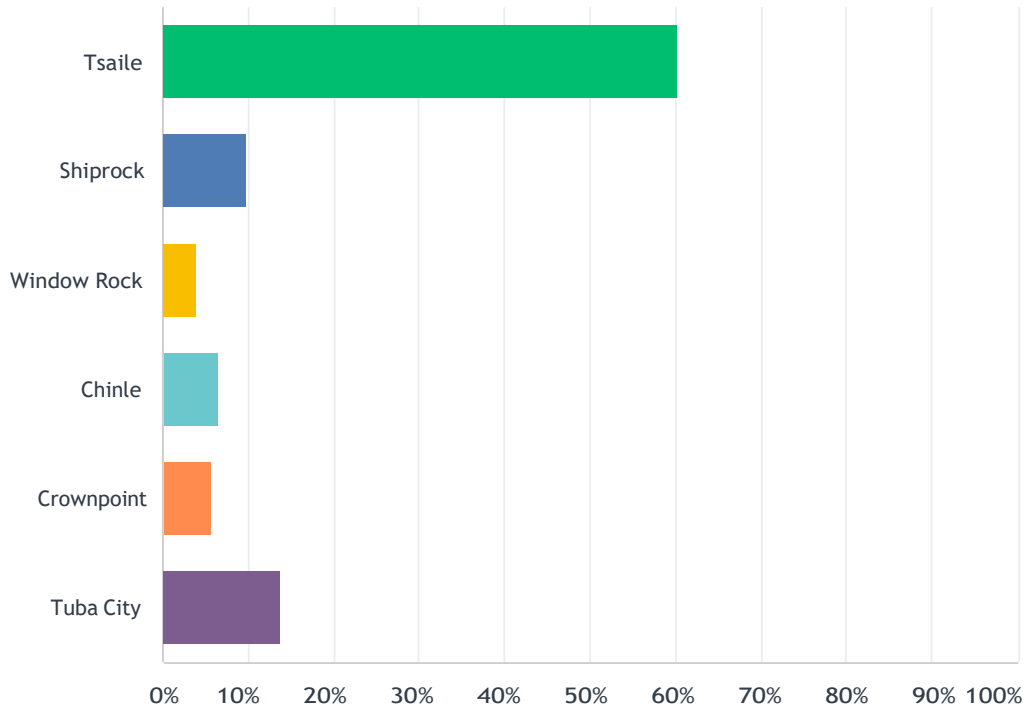
Answered: 123 Skipped: 2



ANSWER CHOICES	RESPONSES	
Summer 2019	2.44%	3
Fall 2019	14.63%	18
Spring 2020	81.30%	100
Summer 2020	1.63%	2
TOTAL		123

Which campus/center did you take classes most often?

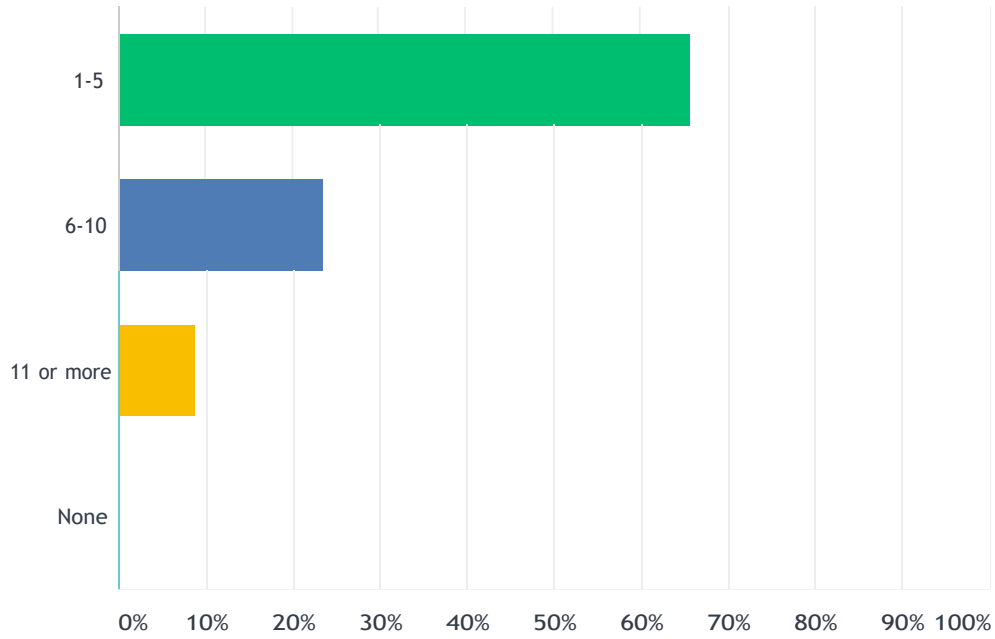
Answered: 123 Skipped: 2



ANSWER CHOICES	RESPONSES
Tsaile	60.16% 74
Shiprock	9.76% 12
Window Rock	4.07% 5
Chinle	6.50% 8
Crownpoint	5.69% 7
Tuba City	13.82% 17
TOTAL	123

How many courses did you take online via internet?

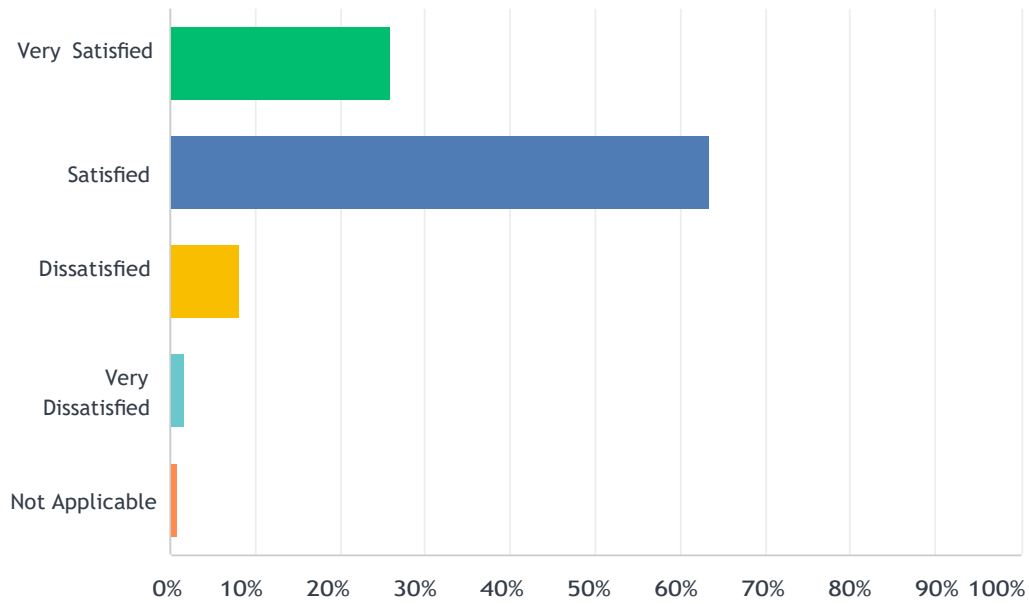
Answered: 123 Skipped: 2



ANSWER CHOICES	RESPONSES	
1-5	65.85%	81
6-10	23.58%	29
11 or more	8.94%	11
None	1.63%	2
TOTAL		123

How satisfied were you with the online classes you enrolled in at Diné College?

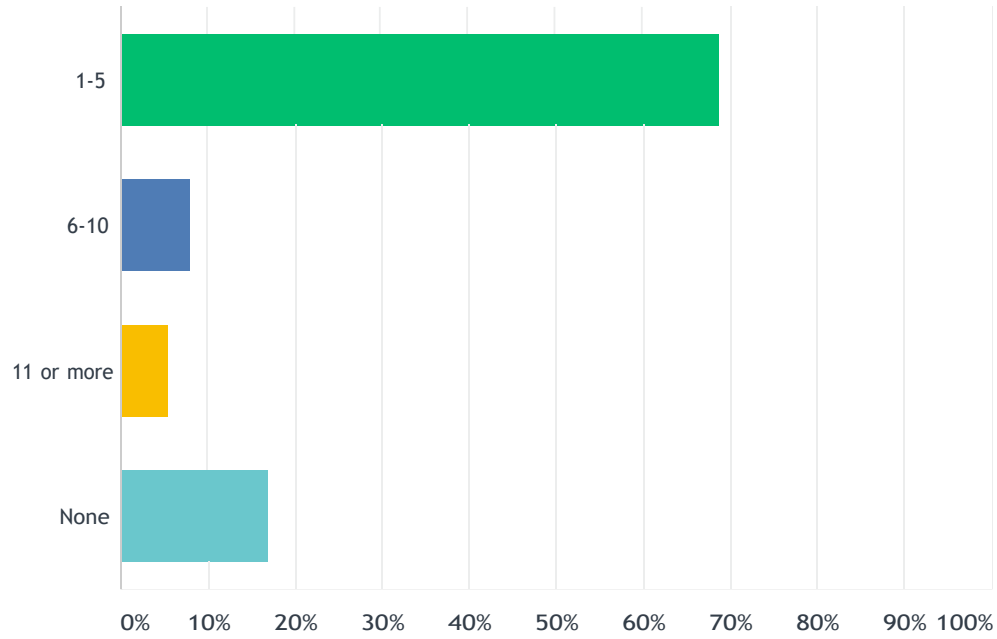
Answered: 123 Skipped: 2



ANSWER CHOICES	RESPONSES	
Very Satisfied (4)	26.02%	32
Satisfied (3)	63.41%	78
Dissatisfied (2)	8.13%	10
Very Dissatisfied (1)	1.63%	2
Not Applicable	0.81%	1
TOTAL		123

How many courses did you take online via ITV?

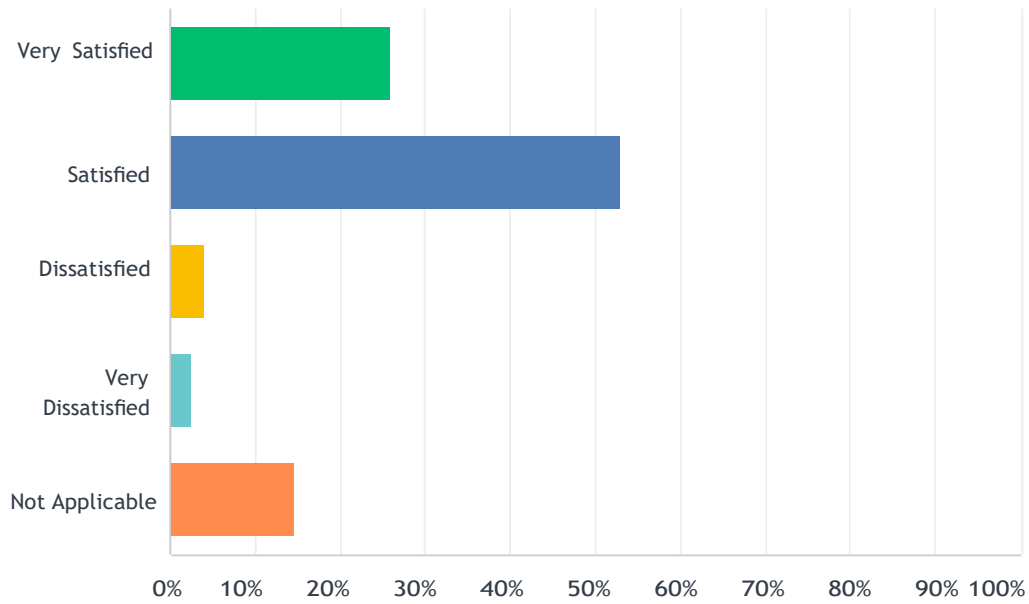
Answered: 123 Skipped: 2



ANSWER CHOICES	RESPONSES	
1-5	69.11%	85
6-10	8.13%	10
11 or more	5.69%	7
None	17.07%	21
TOTAL		123

How satisfied were you with the ITV classes you enrolled in at Diné College?

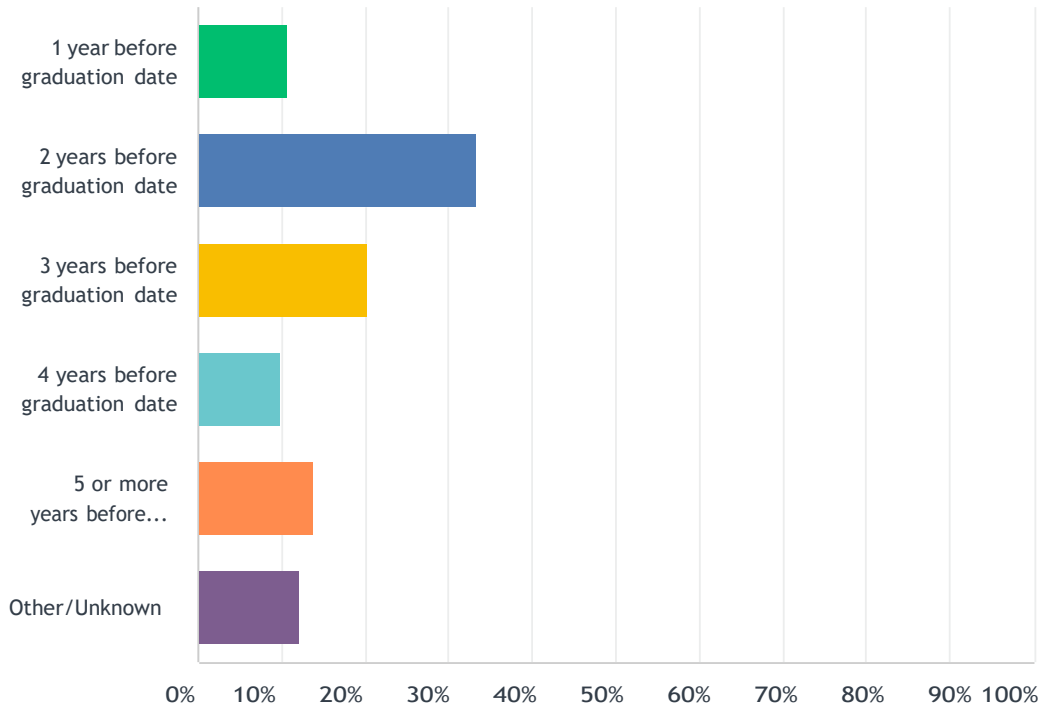
Answered: 123 Skipped: 2



ANSWER CHOICES	RESPONSES	
Very Satisfied (4)	26.02%	32
Satisfied (3)	52.85%	65
Dissatisfied (2)	4.07%	5
Very Dissatisfied (1)	2.44%	3
Not Applicable	14.63%	18
TOTAL		123

When did you begin academic work on your degree program?

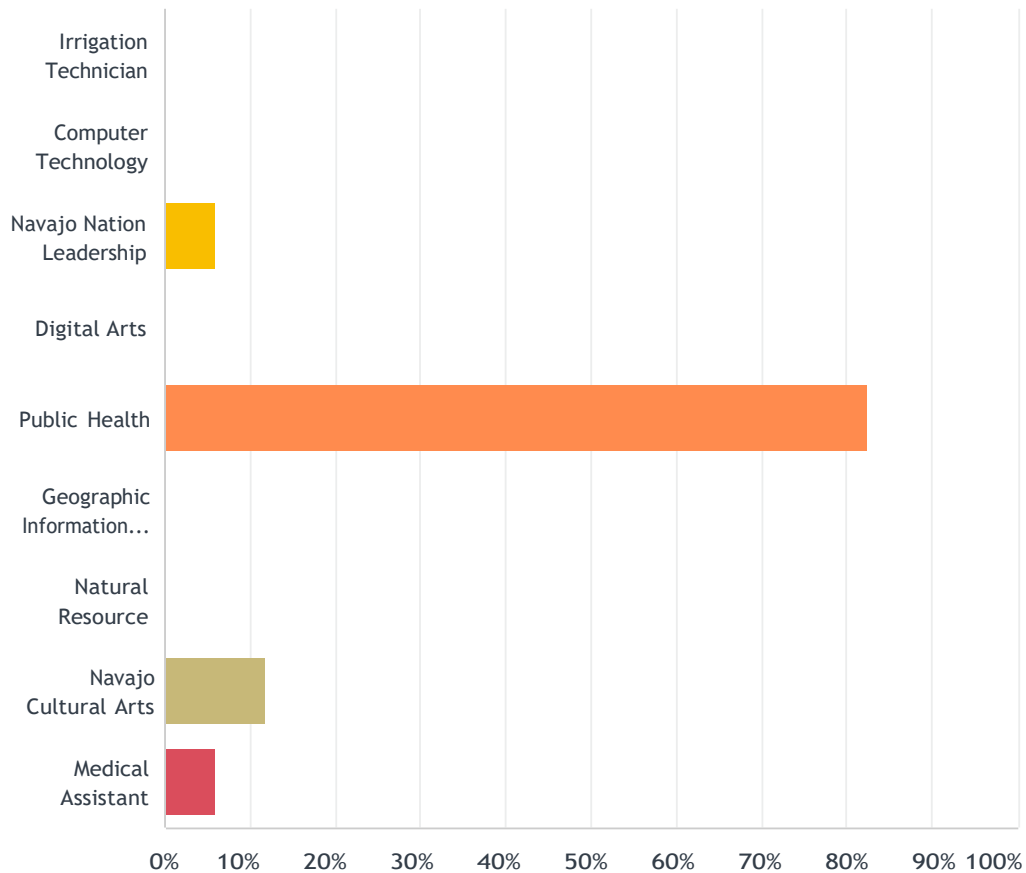
Answered: 123 Skipped: 2



ANSWER CHOICES	RESPONSES	
1 year before graduation date	10.57%	13
2 years before graduation date	33.33%	41
3 years before graduation date	20.33%	25
4 years before graduation date	9.76%	12
5 or more years before graduation date	13.82%	17
Other/Unknown	12.20%	15
TOTAL		123

Please select the specific Certificate(s) you will be graduating with(check all that apply, if any):

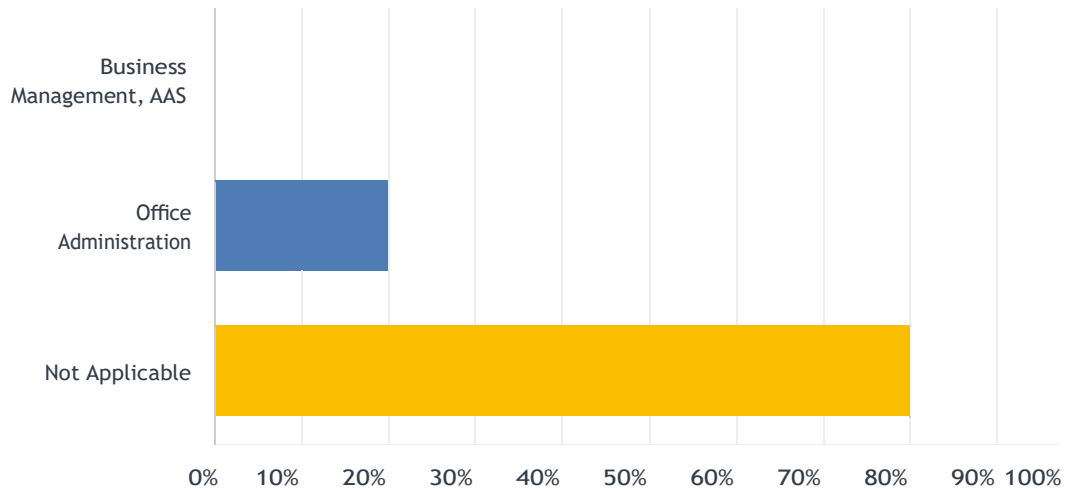
Answered: 17 Skipped: 108



ANSWER CHOICES	RESPONSES	
Irrigation Technician	0.00%	0
Computer Technology	0.00%	0
Navajo Nation Leadership	5.88%	1
Digital Arts	0.00%	0
Public Health	82.35%	14
Geographic Information Systems	0.00%	0
Natural Resource	0.00%	0
Navajo Cultural Arts	11.76%	2
Medical Assistant	5.88%	1
Total Respondents: 17		

Please select the specific Associate of Applied Science Degree(s) you will be graduating with (check all that apply, if any):

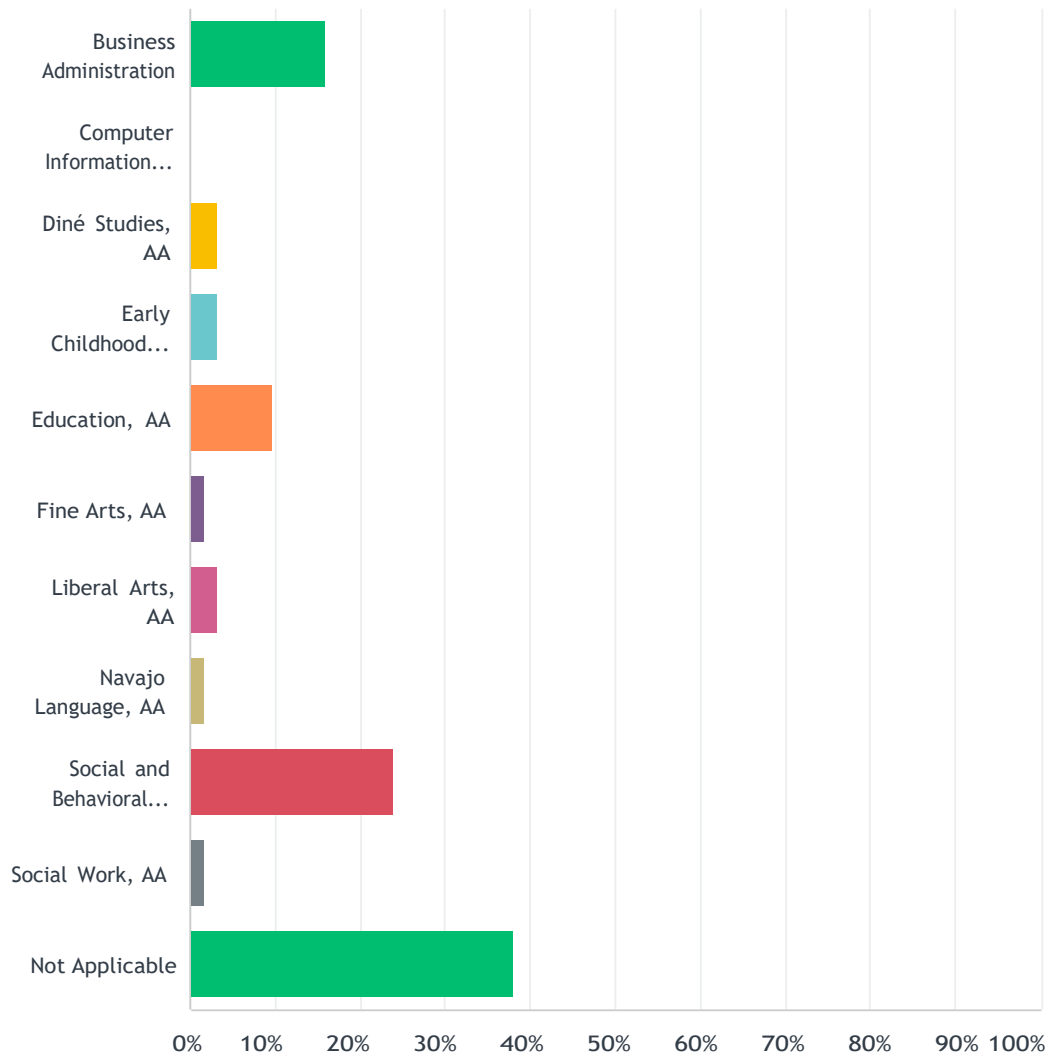
Answered: 36 Skipped: 89



ANSWER CHOICES	RESPONSES	
Business Management, AAS	0.00%	0
Office Administration, AAS	19.44%	7
Not Applicable	80.56%	29
Total Respondents: 36		

Please select the specific Associate of Arts Degree(s) you will be graduating with (check all that apply):

Answered: 63 Skipped: 62

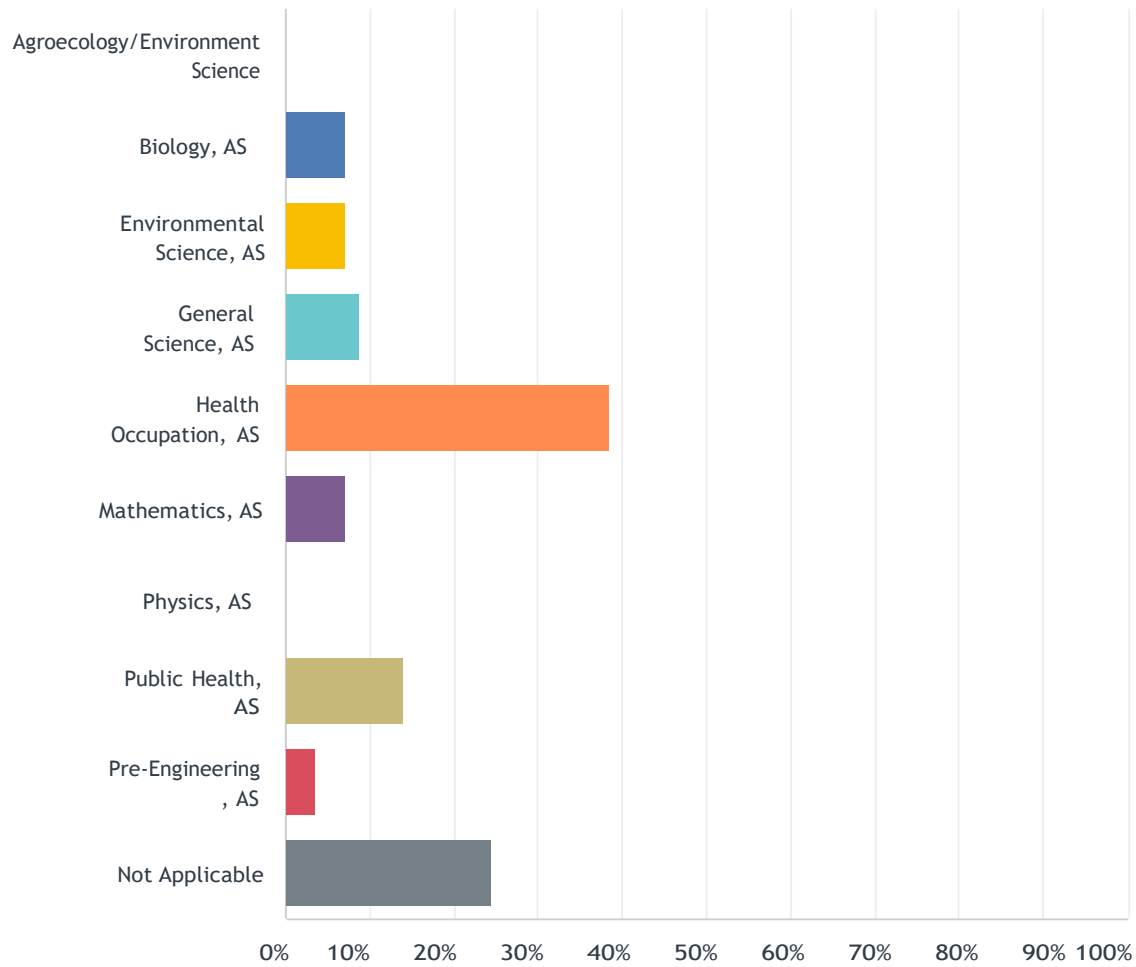


Diné College - 2020 Graduate Exit Survey

ANSWER CHOICES	RESPONSES	
Business Administration, AA	15.87%	10
Computer Information System, AA	0.00%	0
Diné Studies, AA	3.17%	2
Early Childhood Education, AA	3.17%	2
Education, AA	9.52%	6
Fine Arts, AA	1.59%	1
Liberal Arts, AA	3.17%	2
Navajo Language, AA	1.59%	1
Social and Behavioral Sciences, AA	23.81%	15
Social Work, AA	1.59%	1
Not Applicable	38.10%	24
Total Respondents: 63		

Please select the specific Associate of Science Degree(s) you will be graduating with (check all that apply, if any):

Answered: 57 Skipped: 68

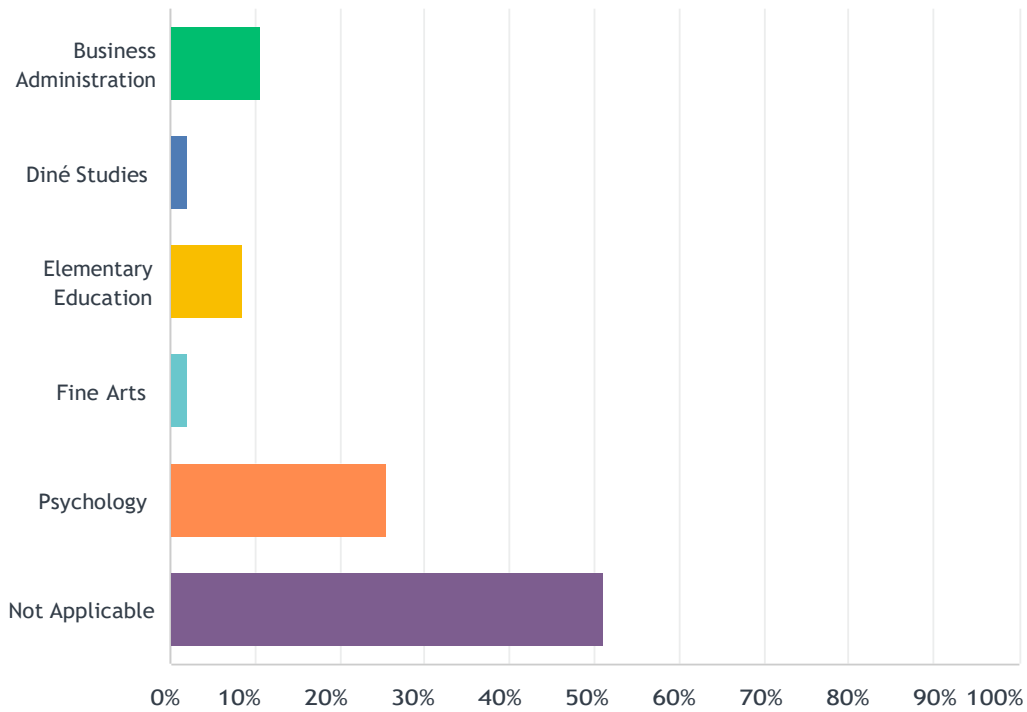


Diné College - 2020 Graduate Exit Survey

ANSWER CHOICES	RESPONSES	
Agroecology/Environmental Science, AS	0.00%	0
Biology, AS	7.02%	4
Environmental Science, AS	7.02%	4
General Science, AS	8.77%	5
Health Occupation, AS	38.60%	22
Mathematics, AS	7.02%	4
Physics, AS	0.00%	0
Public Health, AS	14.04%	8
Pre-Engineering, AS	3.51%	2
Not Applicable	24.56%	14
Total Respondents: 57		

Please select the specific Bachelor of Arts Degree you will be graduating with (check if applicable):

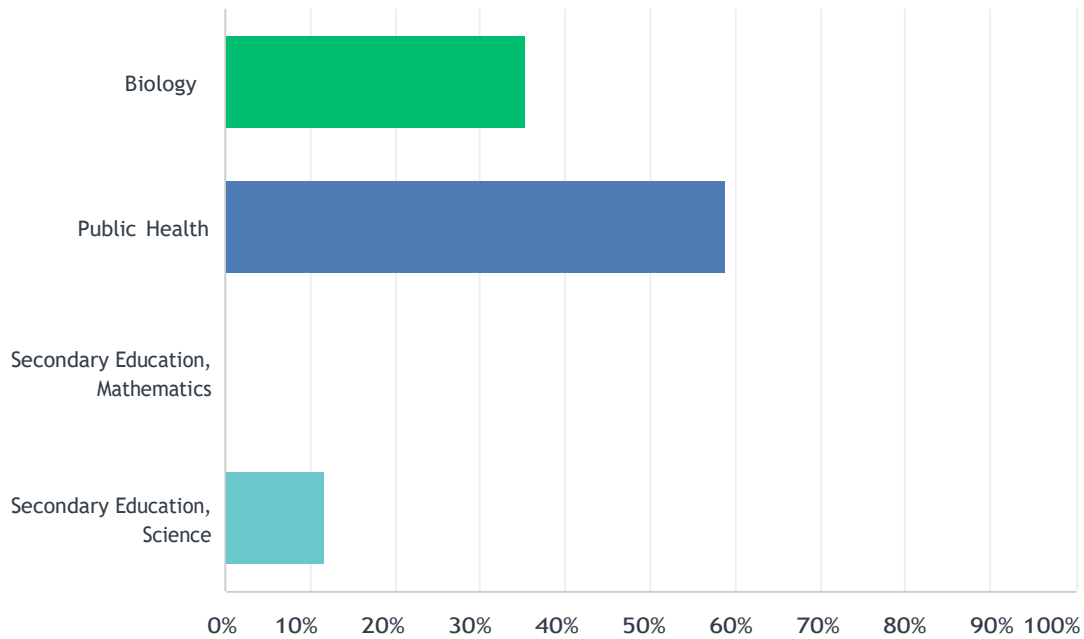
Answered: 47 Skipped: 78



ANSWER CHOICES	RESPONSES	
Business Administration	10.64%	5
Diné Studies	2.13%	1
Elementary Education	8.51%	4
Fine Arts	2.13%	1
Psychology	25.53%	12
Not Applicable	51.06%	24
Total Respondents: 47		

Please select the specific Bachelor of Science you will be graduating with
(check if applicable):

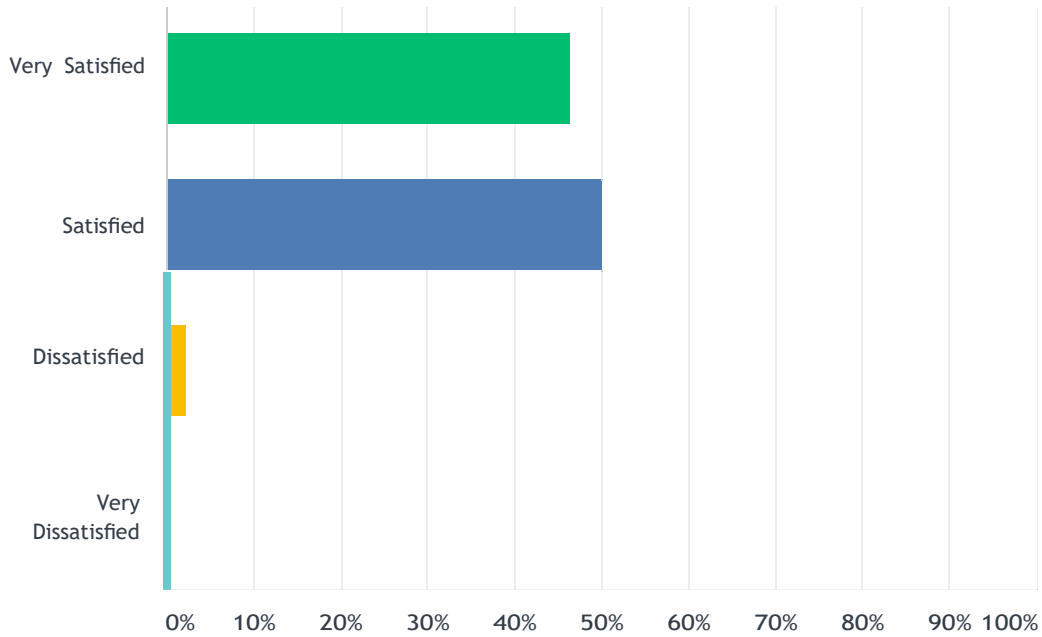
Answered: 17 Skipped: 108



ANSWER CHOICES	RESPONSES
Biology	35.29% 6
Public Health	58.82% 10
Secondary Education, Mathematics	0.00% 0
Secondary Education, Science	11.76% 2
Total Respondents: 17	

How satisfied are you with the overall quality of instruction at DinéCollege?

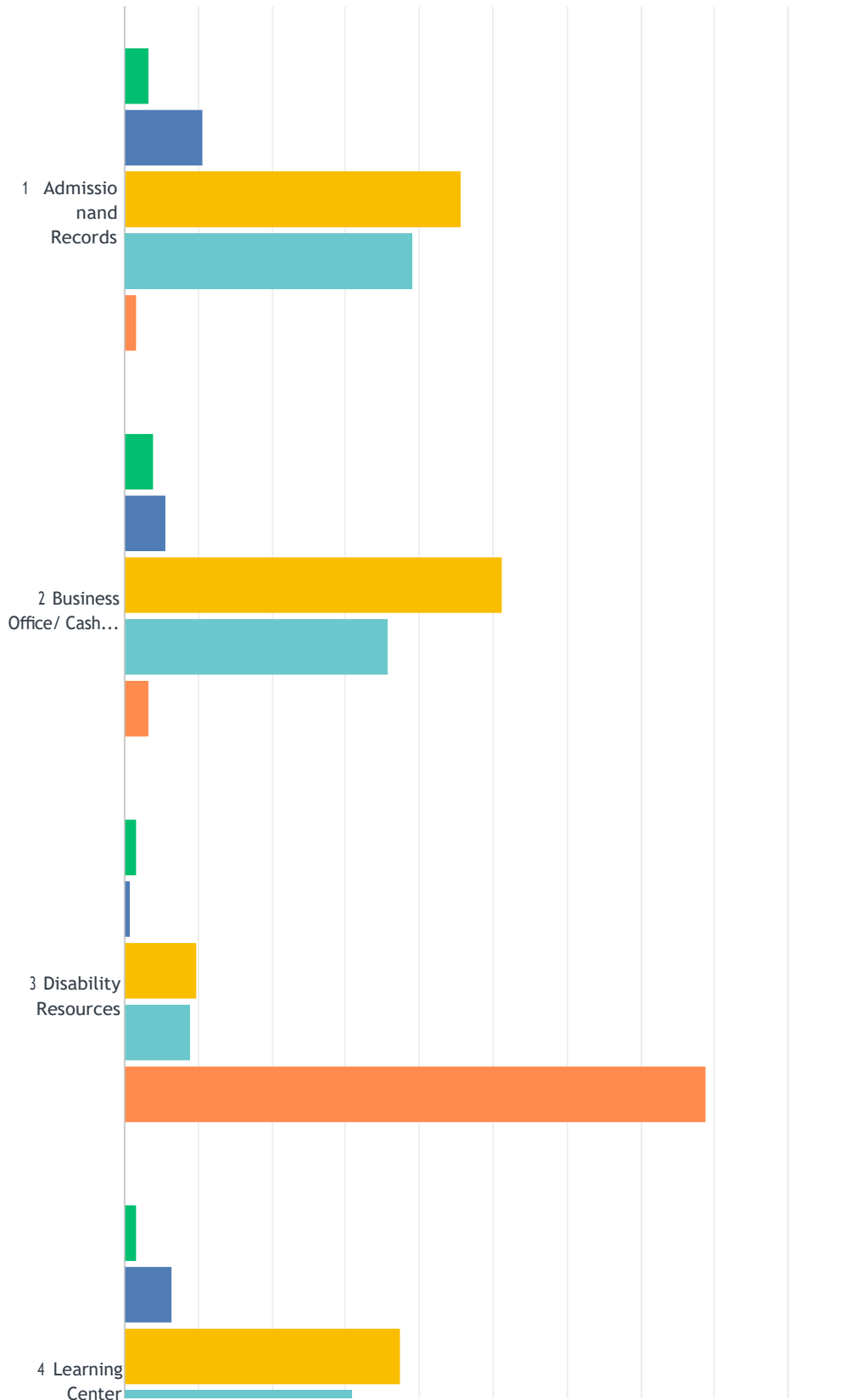
Answered: 123 Skipped: 2



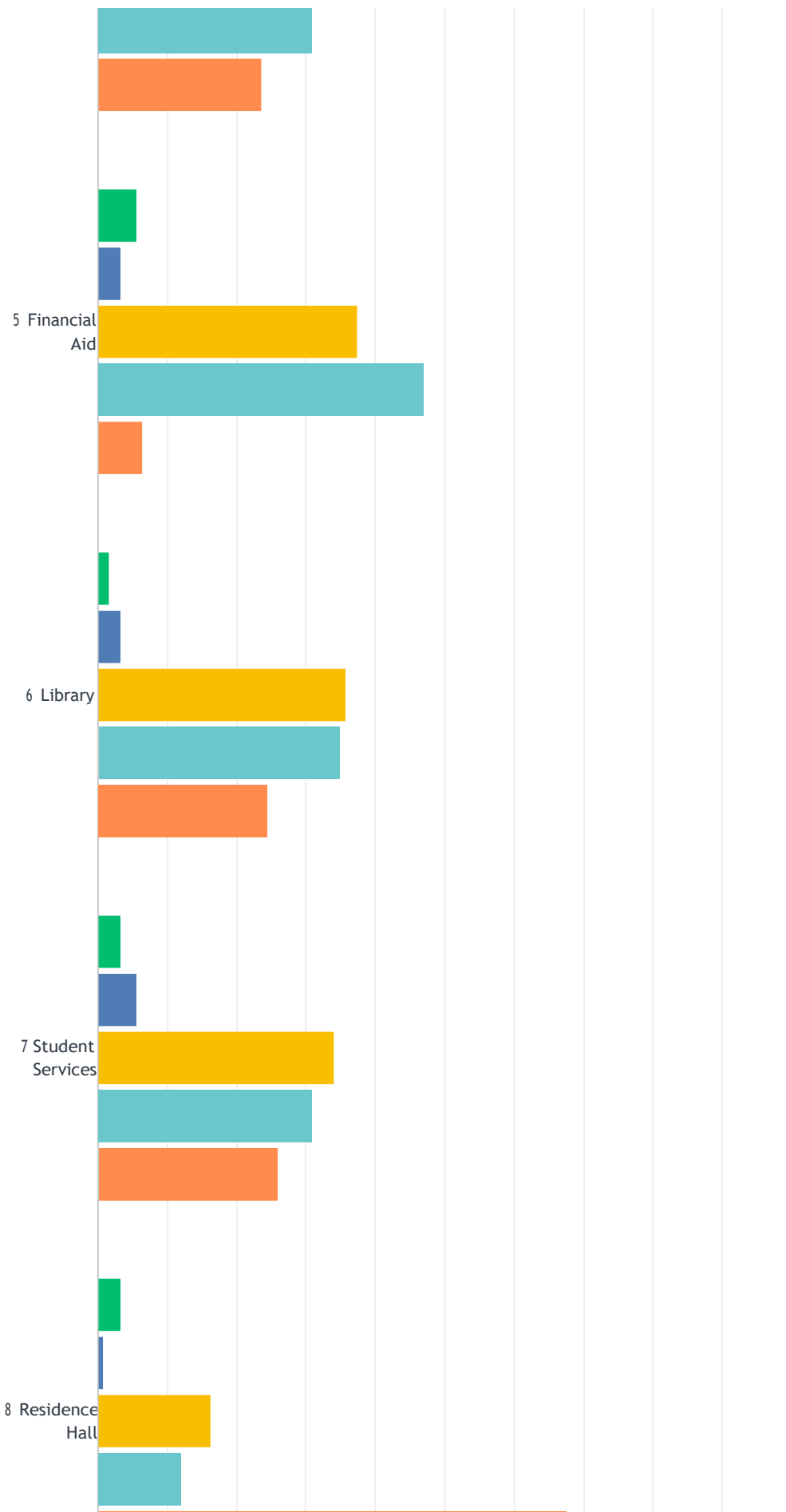
ANSWER CHOICES	RESPONSES	
Very Satisfied (4)	46.34%	57
Satisfied (3)	50.41%	62
Dissatisfied (2)	2.44%	3
Very Dissatisfied (1)	0.81%	1
TOTAL		123

How satisfied are you with the following services used while attending Diné College:

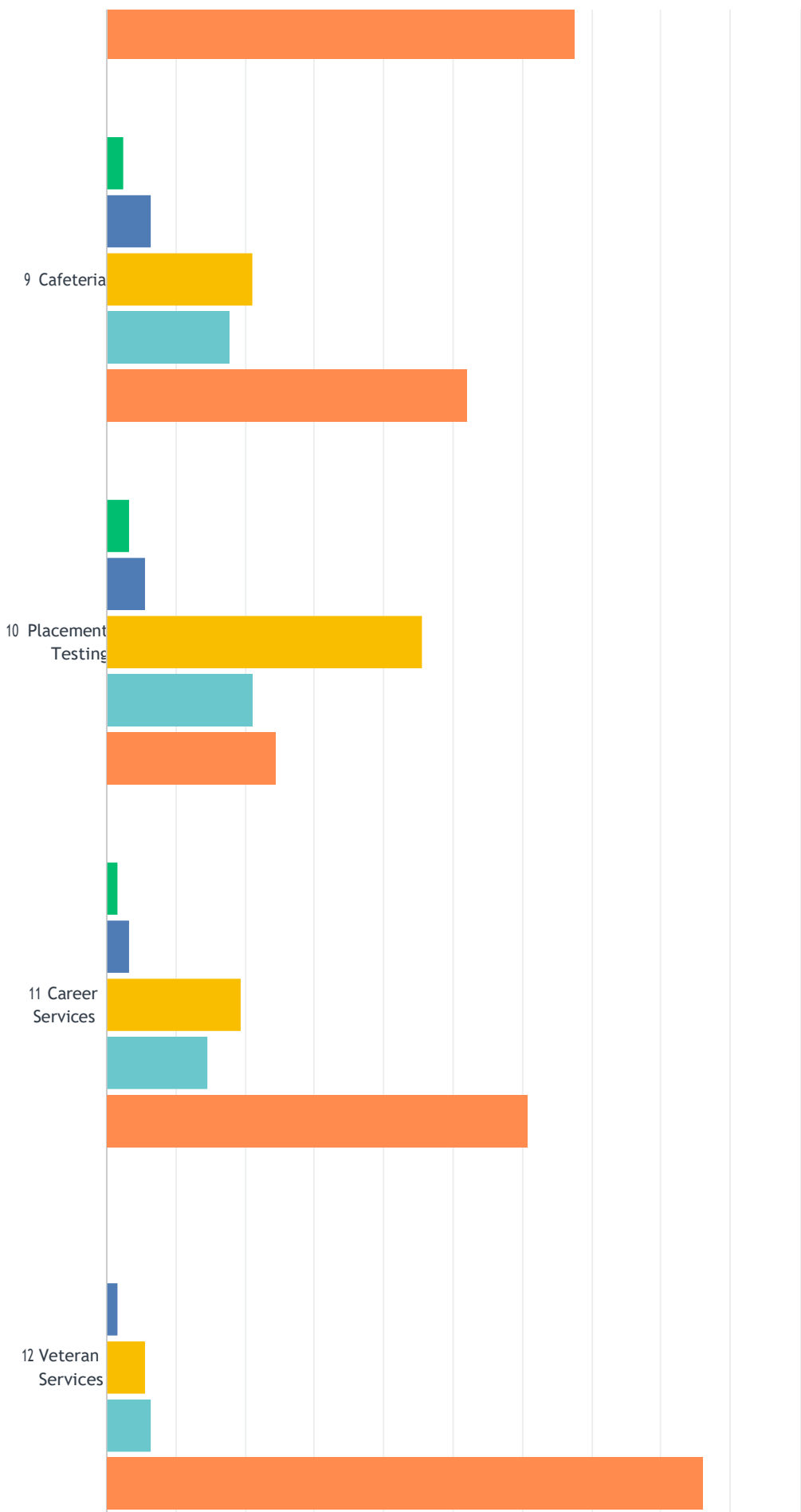
Answered: 123 Skipped: 2

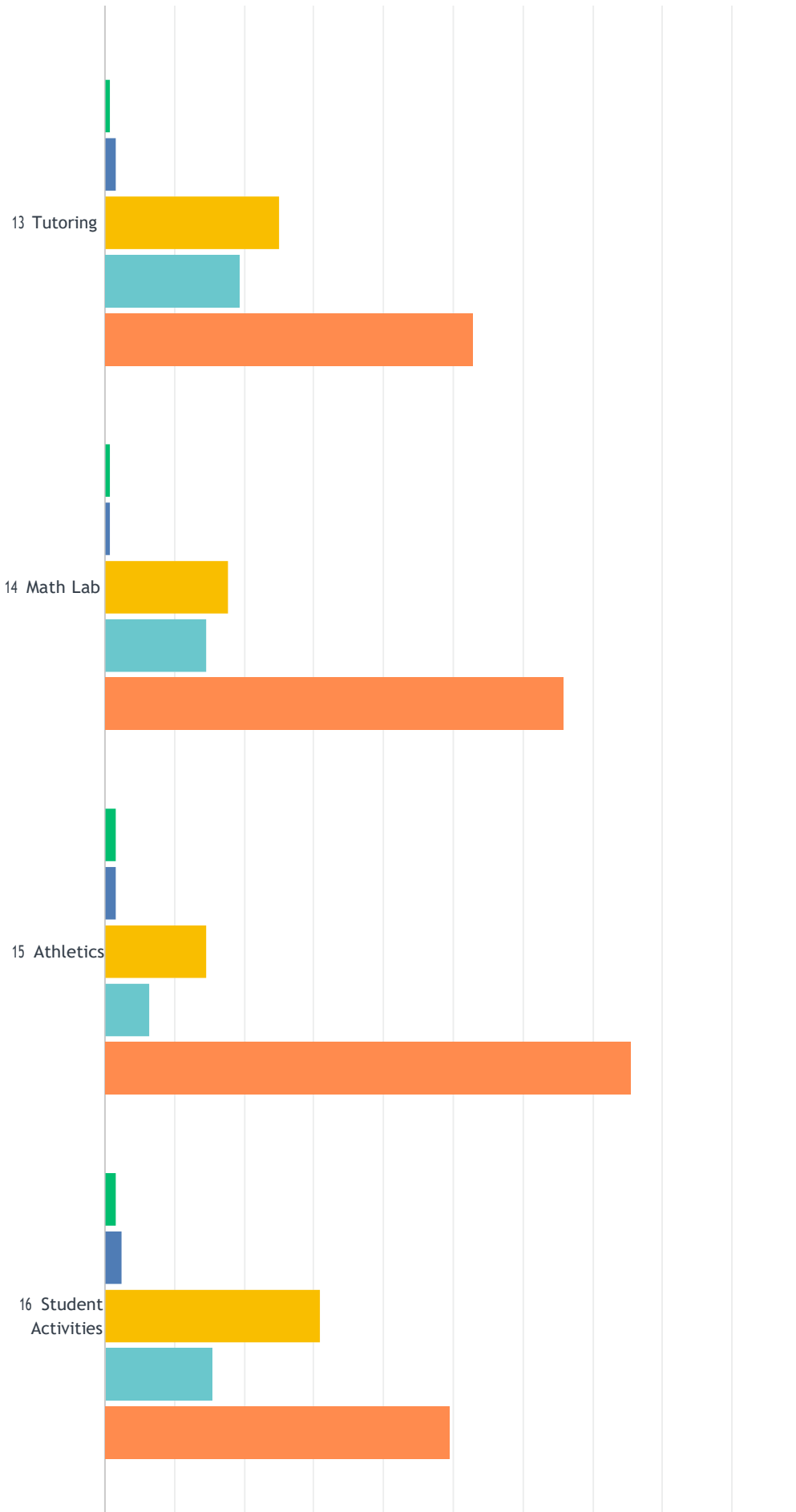


Diné College - 2020 Graduate Exit Survey

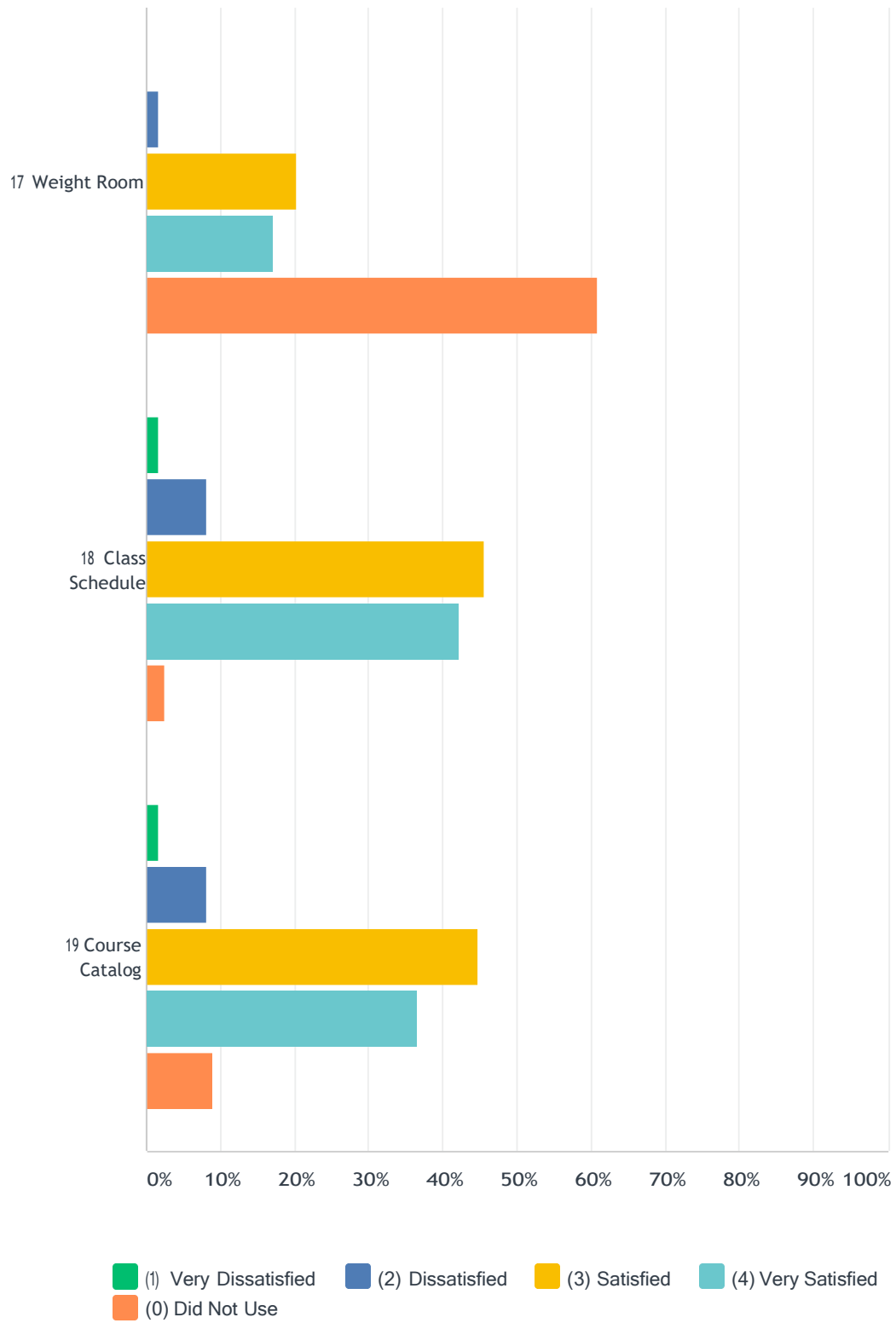


Diné College - 2020 Graduate Exit Survey





Diné College - 2020 Graduate Exit Survey

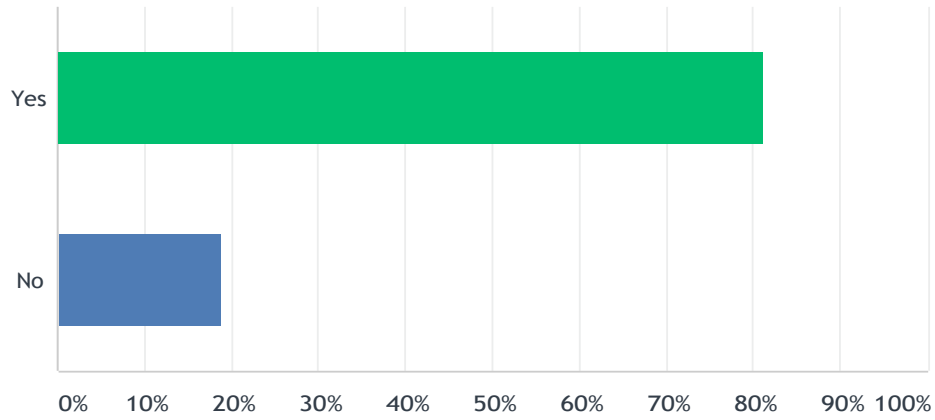


Diné College - 2020 Graduate Exit Survey

	(1) VERY DISSATISFIED	(2) DISSATISFIED	(3) SATISFIED	(4) VERY SATISFIED	(0) DID NOT USE	TOTAL	WEIGHTED AVERAGE
1 Admission and Records	3.25% 4	10.57% 13	45.53% 56	39.02% 48	1.63% 2	123	3.17
2 Business Office/ Cashier Services	4.07% 5	5.69% 7	51.22% 63	35.77% 44	3.25% 4	123	3.12
3 Disability Resources	1.63% 2	0.81% 1	9.76% 12	8.94% 11	78.86% 97	123	0.68
4 Learning Center	1.63% 2	6.50% 8	37.40% 46	30.89% 38	23.58% 29	123	2.50
5 Financial Aid	5.69% 7	3.25% 4	37.40% 46	47.15% 58	6.50% 8	123	3.13
6 Library	1.63% 2	3.25% 4	35.77% 44	34.96% 43	24.39% 30	123	2.55
7 Student Services	3.25% 4	5.69% 7	34.15% 42	30.89% 38	26.02% 32	123	2.41
8 Residence Hall	3.25% 4	0.81% 1	16.26% 20	12.20% 15	67.48% 83	123	1.02
9 Cafeteria	2.44% 3	6.50% 8	21.14% 26	17.89% 22	52.03% 64	123	1.50
10 Placement Testing	3.25% 4	5.69% 7	45.53% 56	21.14% 26	24.39% 30	123	2.36
11 Career Services	1.63% 2	3.25% 4	19.51% 24	14.63% 18	60.98% 75	123	1.25
12 Veteran Services	0.00% 0	1.63% 2	5.69% 7	6.50% 8	86.18% 106	123	0.46
13 Tutoring	0.81% 1	1.63% 2	25.20% 31	19.51% 24	52.85% 65	123	1.58
14 Math Lab	0.81% 1	0.81% 1	17.89% 22	14.63% 18	65.85% 81	123	1.15
15 Athletics	1.63% 2	1.63% 2	14.63% 18	6.50% 8	75.61% 93	123	0.75
16 Student Activities	1.63% 2	2.44% 3	30.89% 38	15.45% 19	49.59% 61	123	1.61
17 Weight Room	0.00% 0	1.63% 2	20.33% 25	17.07% 21	60.98% 75	123	1.33
18 Class Schedule	1.63% 2	8.13% 10	45.53% 56	42.28% 52	2.44% 3	123	3.24
19 Course Catalog	1.63% 2	8.13% 10	44.72% 55	36.59% 45	8.94% 11	123	2.98

Did you receive academic advising while attending Diné College?

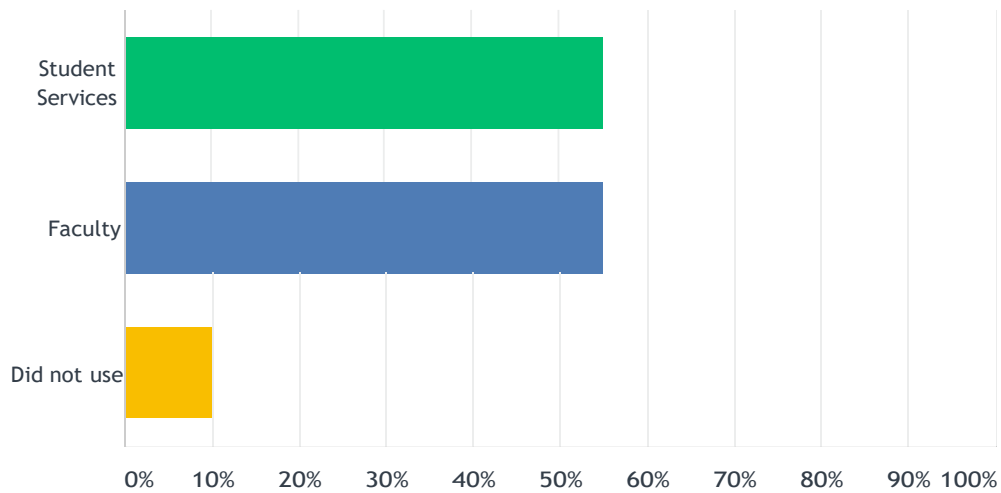
Answered: 122 Skipped: 3



ANSWER CHOICES	RESPONSES	
Yes	81.15%	99
No	18.85%	23
TOTAL		122

If you received academic advising at Diné College, from whom did you receive academic advising.

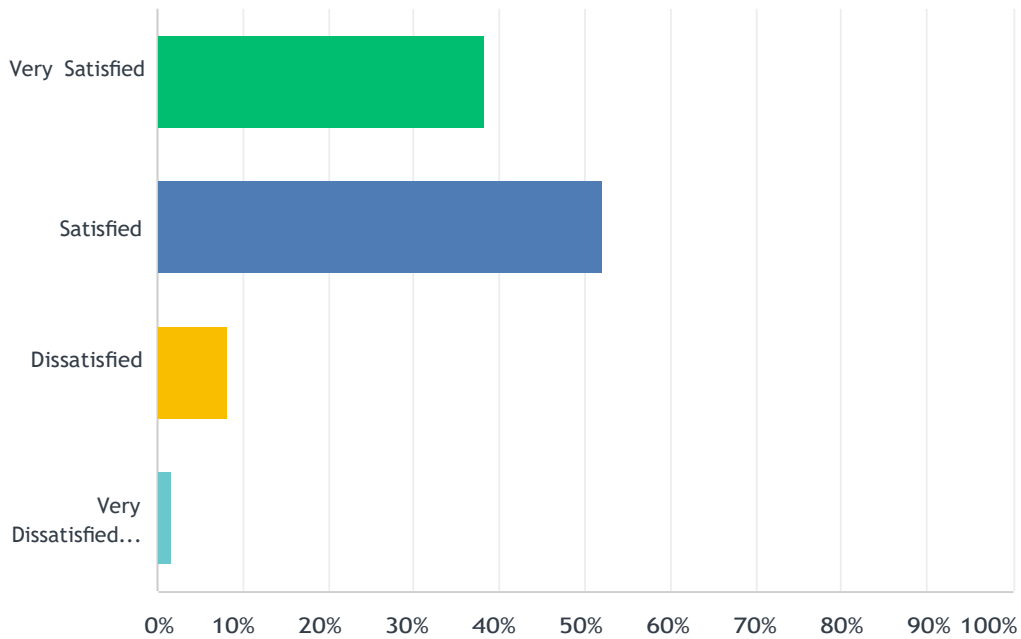
Answered: 107 Skipped: 18



ANSWER CHOICES	RESPONSES	
Student Services	55.14%	59
Faculty	55.14%	59
Did not use	9.35%	10
Total Respondents: 107		

How satisfied were you with the academic advising you received at Diné College?

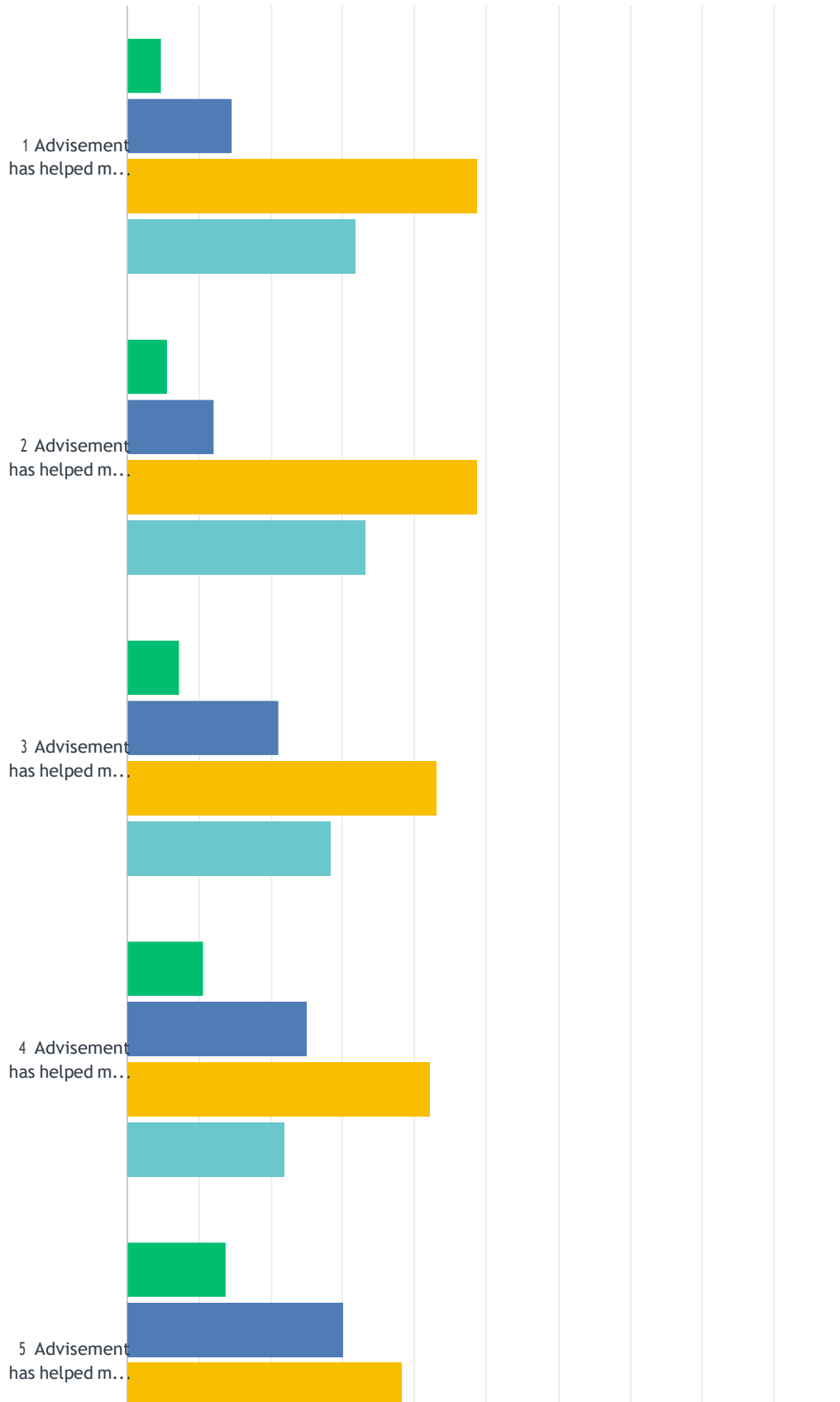
Answered: 123 Skipped: 2



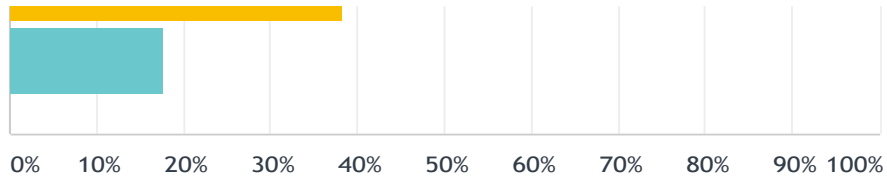
ANSWER CHOICES	RESPONSES
Very Satisfied (4)	38.21% 47
Satisfied (3)	52.03% 64
Dissatisfied (2)	8.13% 10
Very Dissatisfied (1)	1.63% 2
TOTAL	123

Please rate your agreement level with the following statements:

Answered: 123 Skipped: 2



Diné College - 2020 Graduate Exit Survey

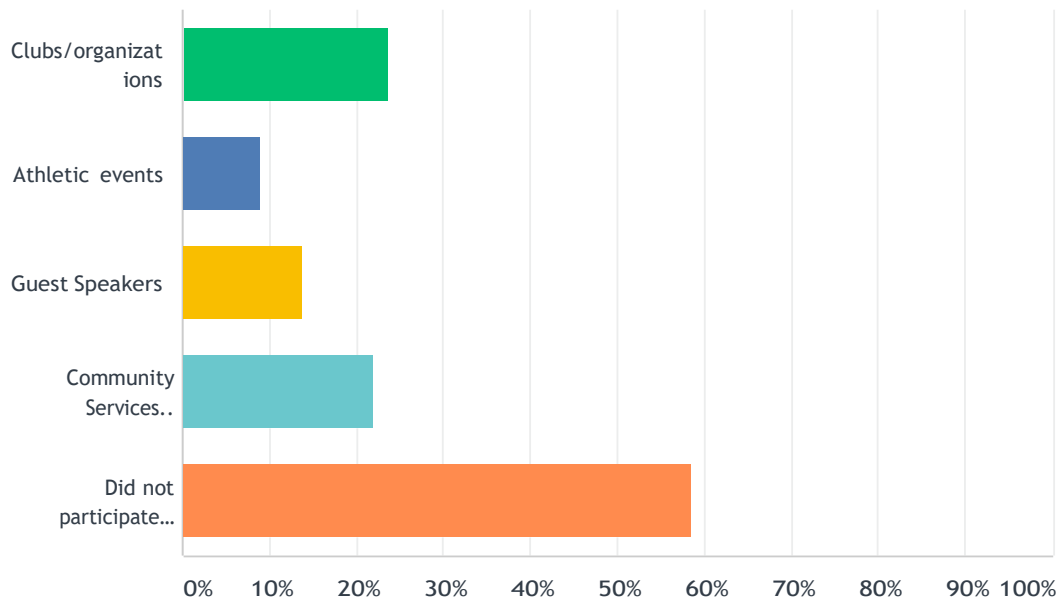


■ (1) Strongly Disagree
 ■ (2) Disagree
 ■ (3) Agree
 ■ (4) Strongly Agree

	(1) STRONGLY DISAGREE	(2) DISAGREE	(3) AGREE	(4) STRONGLY AGREE	TOTAL	WEIGHTED AVERAGE
1 Advisement has helped me to develop an education plan.	4.88% 6	14.63% 18	48.78% 60	31.71% 39	123	3.07
2 Advisement has helped me to understand the general education requirements of my degree.	5.69% 7	12.20% 15	48.78% 60	33.33% 41	123	3.10
3 Advisement has helped me to understand career options related to my degree.	7.32% 9	21.14% 26	43.09% 53	28.46% 35	123	2.93
4 Advisement has helped me to select a university major.	10.57% 13	25.20% 31	42.28% 52	21.95% 27	123	2.76
5 Advisement has helped me to complete a university transfer process plan.	13.82% 17	30.08% 37	38.21% 47	17.89% 22	123	2.60

What student activities at Diné College have you been involved with outside of class? (Please select all that apply.)

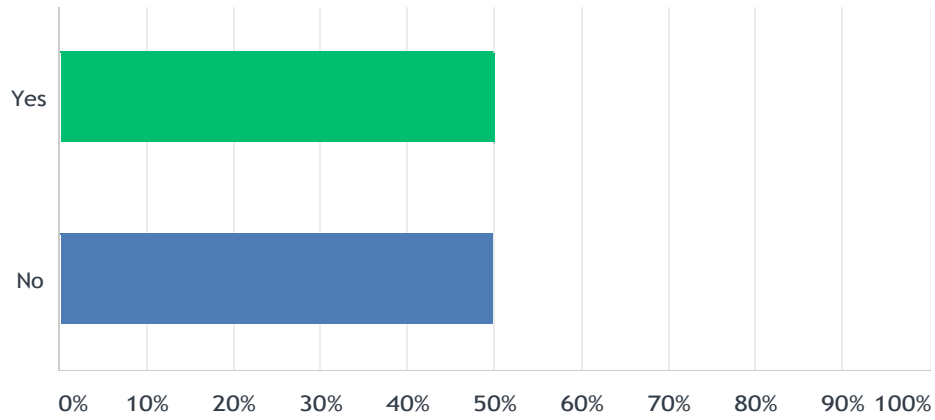
Answered: 123 Skipped: 2



ANSWER CHOICES	RESPONSES	
Clubs/organizations	23.58%	29
Athletic events	8.94%	11
Guest Speakers	13.82%	17
Community Services Activities	21.95%	27
Did not participate outside of class	58.54%	72
Total Respondents: 123		

Do you plan to transfer to a four-year university?

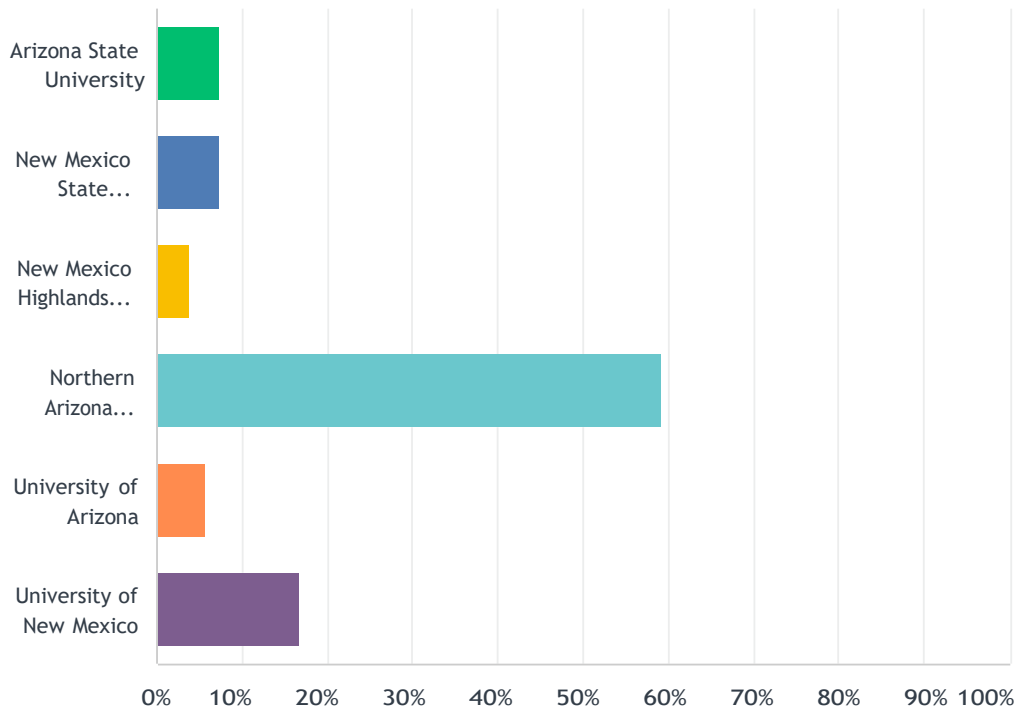
Answered: 123 Skipped: 2



ANSWER CHOICES	RESPONSES	
Yes	50.41%	62
No	49.59%	61
TOTAL		123

If you plan to transfer, which four-year college or university do you plan to transfer to?

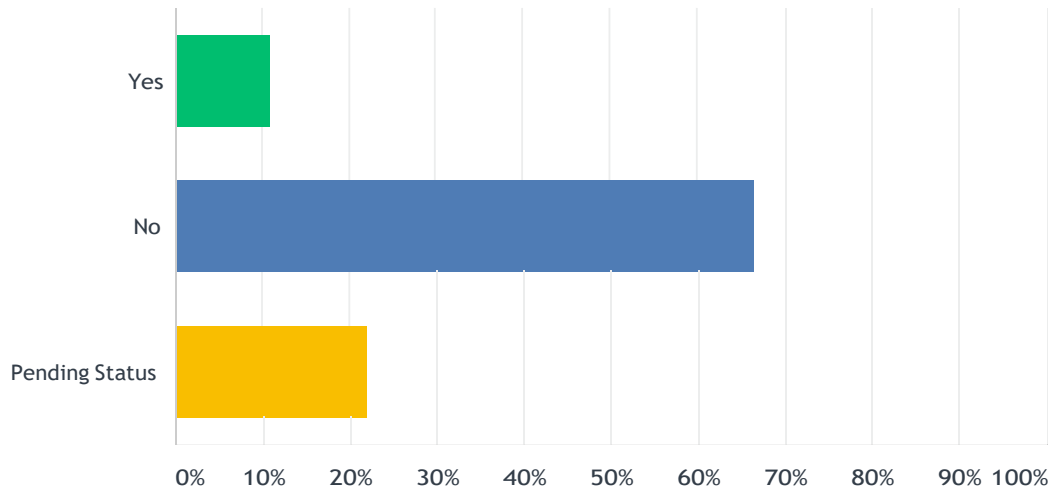
Answered: 54 Skipped: 71



ANSWER CHOICES	RESPONSES	
Arizona State University	7.41%	4
New Mexico State University	7.41%	4
New Mexico Highlands University	3.70%	2
Northern Arizona University	59.26%	32
University of Arizona	5.56%	3
University of New Mexico	16.67%	9
TOTAL		54

If you will be transferring to a 4-year, have you already been Accepted for Admission?

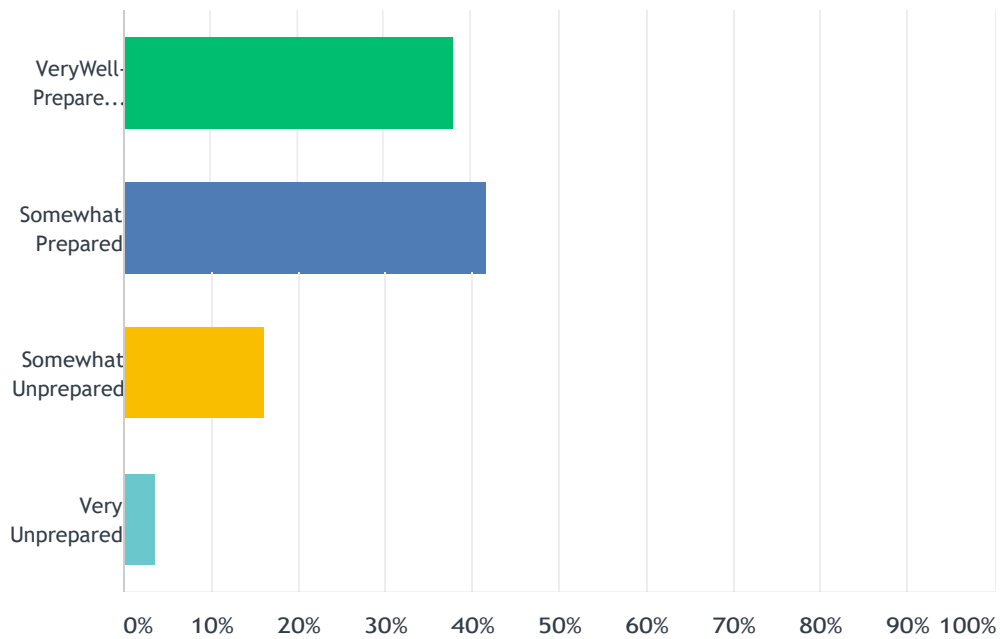
Answered: 99 Skipped: 26



ANSWER CHOICES	RESPONSES	
Yes	11.11%	11
No	66.67%	66
Pending Status	22.22%	22
TOTAL		99

As a result of your education at Diné College, how well prepared are you to transfer to a four-year college or university?

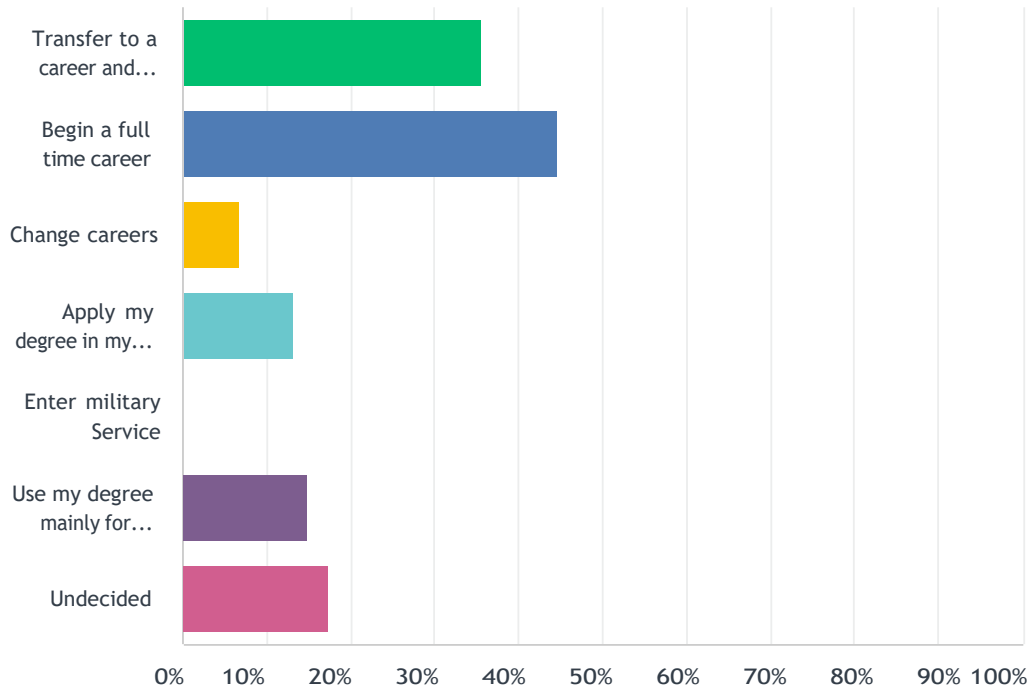
Answered: 105 Skipped: 20



ANSWER CHOICES	RESPONSES	
Very Well-Prepared (4)	38.10%	40
Somewhat Prepared (3)	41.90%	44
Somewhat Unprepared (2)	16.19%	17
Very Unprepared (1)	3.81%	4
TOTAL		105

What is your career plans to use your degree:

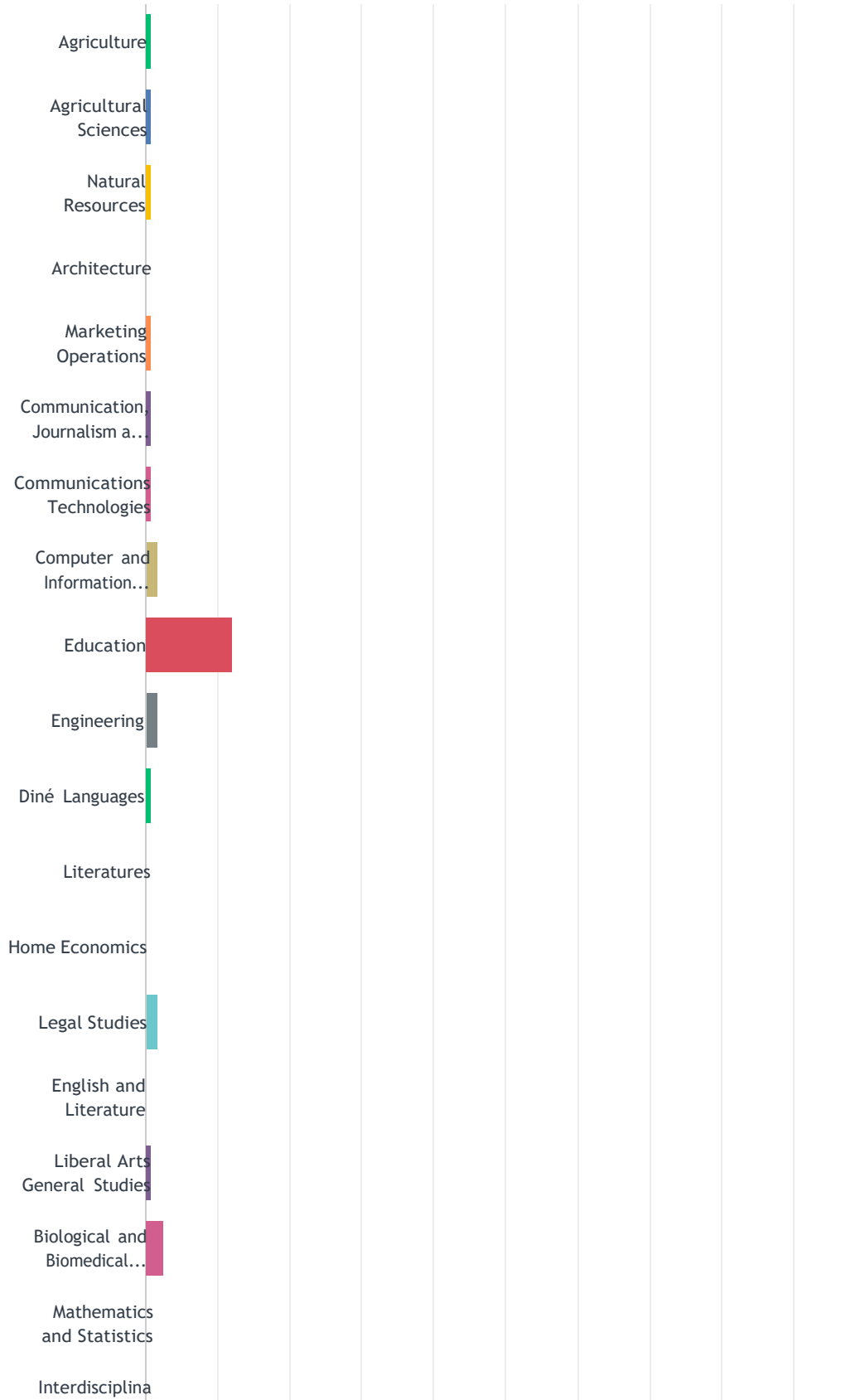
Answered: 121 Skipped: 4



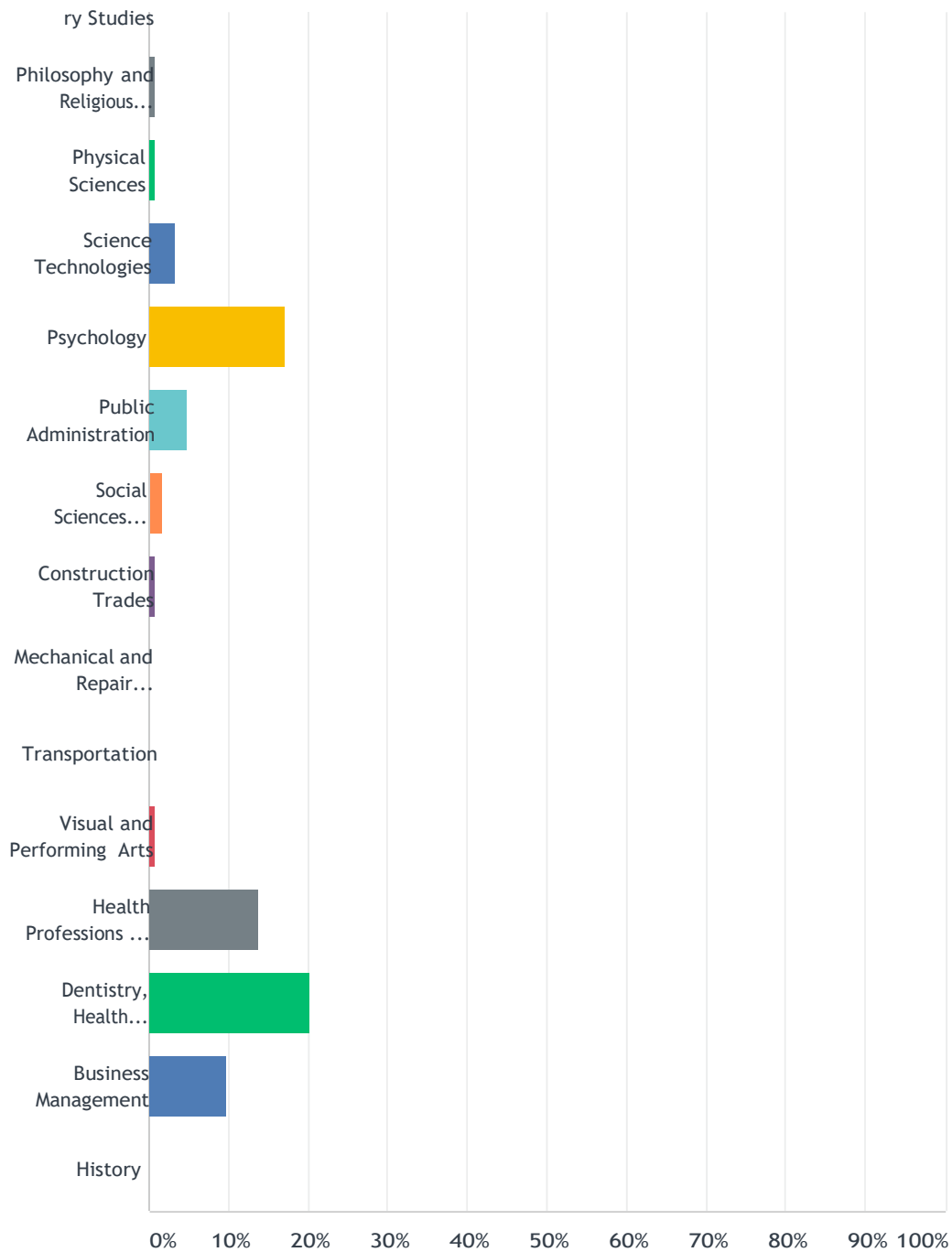
ANSWER CHOICES	RESPONSES	
Transfer to a career and technical program or college	35.54%	43
Begin a full time career	44.63%	54
Change careers	6.61%	8
Apply my degree in my current job	13.22%	16
Enter military service	0.00%	0
Use my degree mainly for personal reasons	14.88%	18
Undecided	17.36%	21
Total Respondents: 121		

What career will you be pursuing?

Answered: 123 Skipped: 2



Diné College - 2020 Graduate Exit Survey



Diné College - 2020 Graduate Exit Survey

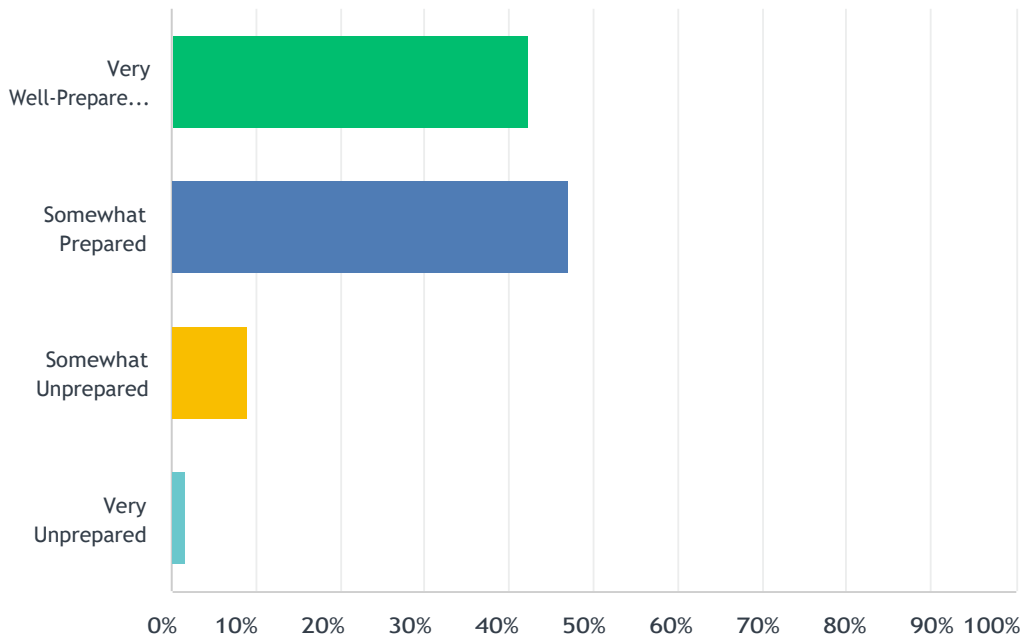
ANSWER CHOICES	RESPONSES	
Agriculture	0.81%	1
Agricultural Sciences	0.81%	1
Natural Resources	0.81%	1
Architecture	0.00%	0
Marketing Operations	0.81%	1
Communication, Journalism and Related Programs	0.81%	1
Communications Technologies	0.81%	1
Computer and Information Sciences	1.63%	2
Education	12.20%	15
Engineering	1.63%	2
Diné Languages	0.81%	1
Literatures	0.00%	0
Home Economics	0.00%	0
Legal Studies	1.63%	2
English and Literature	0.00%	0
Liberal Arts General Studies	0.81%	1
Biological and Biomedical Sciences	2.44%	3
Mathematics and Statistics	0.00%	0
Interdisciplinary Studies	0.00%	0
Philosophy and Religious Studies	0.81%	1
Physical Sciences	0.81%	1
Science Technologies	3.25%	4
Psychology	17.07%	21
Public Administration	4.88%	6
Social Sciences (Anthropology, Economics, International Relations, Political Science, Sociology)	1.63%	2
Construction Trades	0.81%	1
Mechanical and Repair Technologies	0.00%	0
Transportation	0.00%	0
Visual and Performing Arts	0.81%	1
Health Professions and Related Clinical Sciences (Medicine)	13.82%	17
Dentistry, Health Services, Allied Health, Nursing, Public Health	20.33%	25
Business Management	9.76%	12

Diné College - 2020 Graduate Exit Survey

History	0.00%	0
TOTAL		123

How well prepared are you to enter the workforce as a result of your education at Diné College?

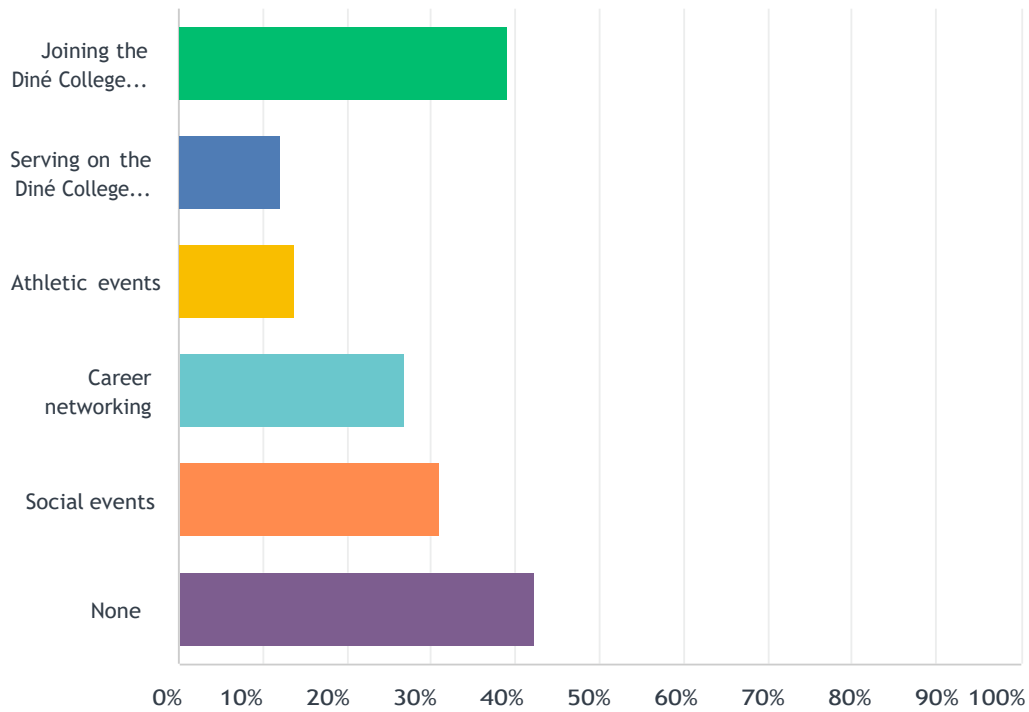
Answered: 123 Skipped: 2



ANSWER CHOICES	RESPONSES	
Very Well-Prepared (4)	42.28%	52
Somewhat Prepared (3)	47.15%	58
Somewhat Unprepared (2)	8.94%	11
Very Unprepared (1)	1.63%	2
TOTAL		123

After you graduate, what Diné College Alumni services or activities would be of interest to you? (Please select all that apply).

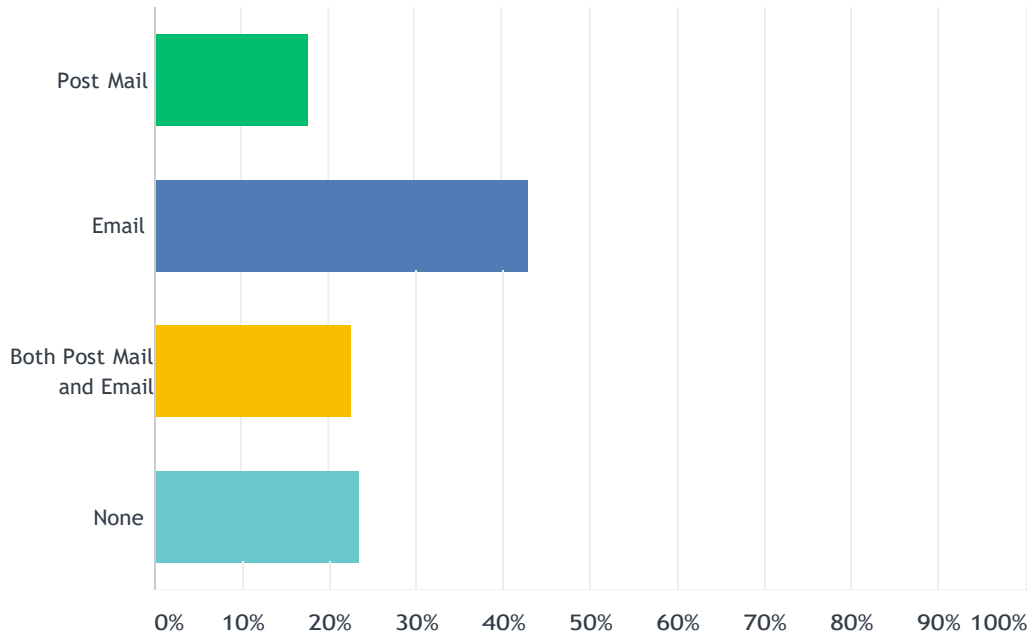
Answered: 123 Skipped: 2



ANSWER CHOICES	RESPONSES	
Joining the Diné College Alumni Association	39.02%	48
Serving on the Diné College Alumni Board	12.20%	15
Athletic events	13.82%	17
Career networking	26.83%	33
Social events	30.89%	38
None	42.28%	52
Total Respondents: 123		

How would you like to be notified about Diné College Alumniactivities?

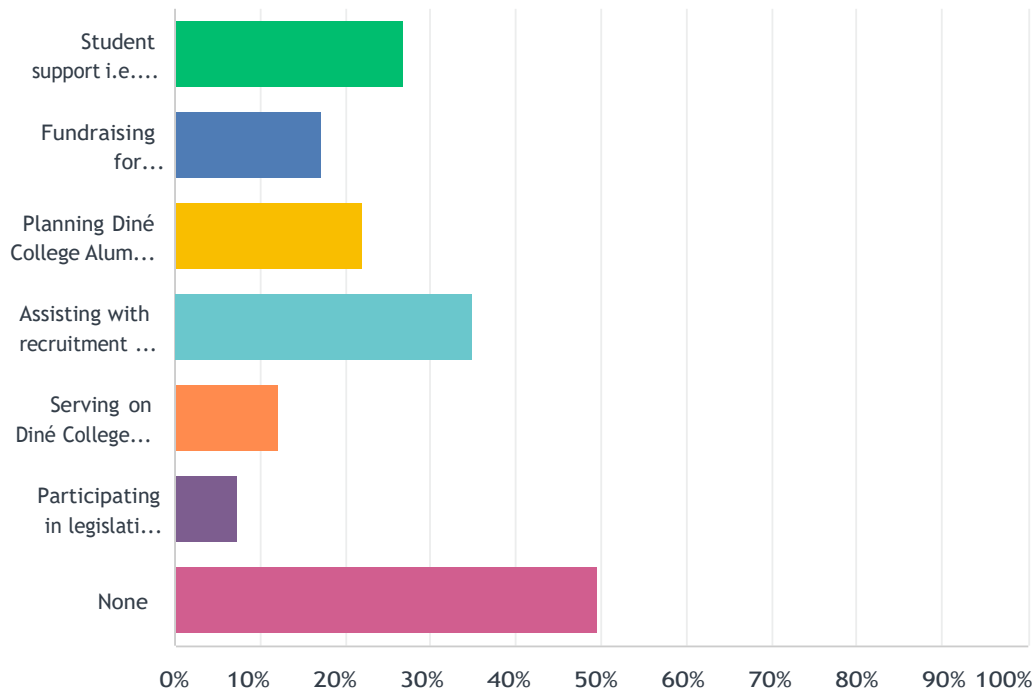
Answered: 123 Skipped: 2



ANSWER CHOICES	RESPONSES	
Post Mail	17.89%	22
Email	43.09%	53
Both Post Mail and Email	22.76%	28
None	23.58%	29
Total Respondents: 123		

Please indicate the type of Diné College Alumni services or activities would be of interest to you? (Please select all that apply).

Answered: 123 Skipped: 2



ANSWER CHOICES	RESPONSES	
Student support i.e. guest speaking mentoring job shadowing	26.83%	33
Fundraising for scholarships	17.07%	21
Planning Diné College Alumni Association activities and social events	21.95%	27
Assisting with recruitment and community outreach	34.96%	43
Serving on Diné College Alumni Association board or committee	12.20%	15
Participating in legislative advocacy	7.32%	9
None	49.59%	61
Total Respondents: 123		

